

CITY OF MENDOTA

SAFE ROUTES TO SCHOOL MASTER PLAN

PARENT SURVEY RESPONSE SUMMARY

Memorandum

June 29, 2022

Introduction

The City of Mendota is developing a Safe Routes to School (SRTS) Master Plan through a Caltrans Active Transportation Program (ATP) grant. The primary objectives of the SRTS Master Plan are to increase accessibility and safety for pedestrians, bicyclists, and motorists going to and from schools within the city and to improve student health by actively supporting walking and bicycling to and from school. Secondary objectives include increasing driver awareness and promoting safe driving habits.

As part of the Safe Routes to School program, a standard parent survey has been established. This survey asks about how families get to school, how long the trip takes, and what influences their decisions regarding travel to and from school and is included in **Attachment A**. This memorandum documents the results of the survey, which was distributed directly through McCabe Elementary School, Mendota Elementary School, Washington Elementary School, Mendota Junior High School, Mendota High School, and Mendota Unified School District (MUSD) administrative offices between March and May 2022. Surveys were also made available online through the City of Mendota Safe Routes to School Master Plan website (<https://www.ci.mendota.ca.us/saferoutes/>) and promoted at various city events.

In total, 225 survey responses were received, in both English and Spanish and from paper and online surveys. Survey responses will be evaluated as part of the SRTS Master Plan.

Summary of Survey Responses

Data collected through the parent survey was organized into two categories. The first category, **Demographic Questions**, includes information such as how far students live from the schools they attend, how long it takes them to travel to school, and how the student usually travels to school. The second category, **Travel Factor Questions**, is more concerned with what about the existing conditions in Mendota stops people from using alternative transportation to reach their destination and asks questions that determine what factors contribute to the decision to walk or bike and how changes to those factors would influence mode choice. Finally, written comments are summarized in **Comments**.

Survey Responses

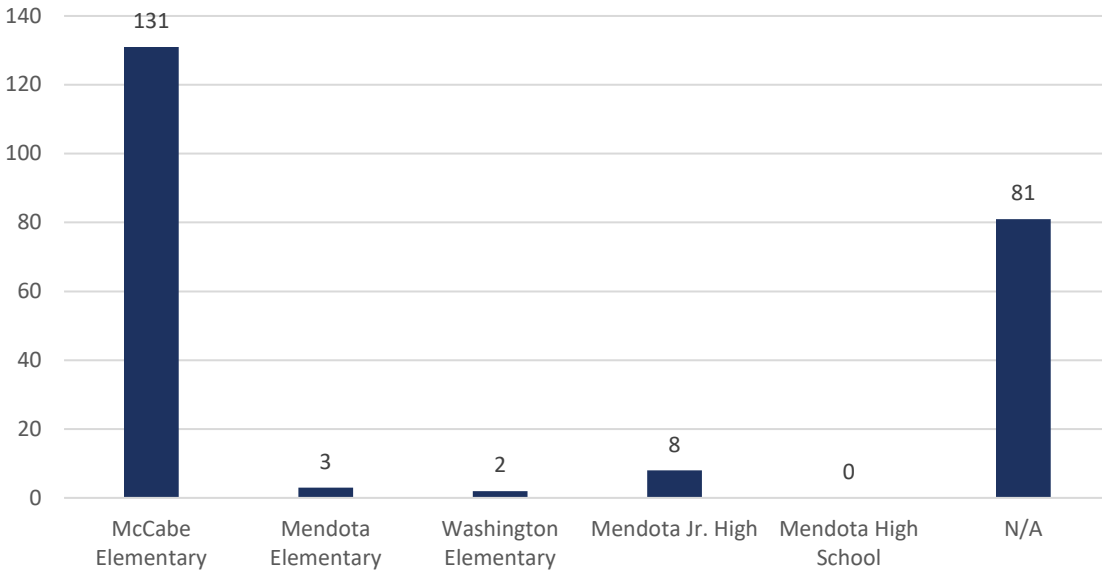
225 survey responses were collected and compiled. With the different ways the survey could be completed, there are some slight discrepancies in the way the data was recorded. Additionally, some parents completed the survey for multiple children or had multiple responses for questions, such as questions about mode choice, while others did not answer every question. Because of this, question totals will not always equal 225.

Demographic Questions

The following series of survey questions are intended to understand demographics of MUSD students (i.e., grade, how far they live from school) and how they travel to and from school.

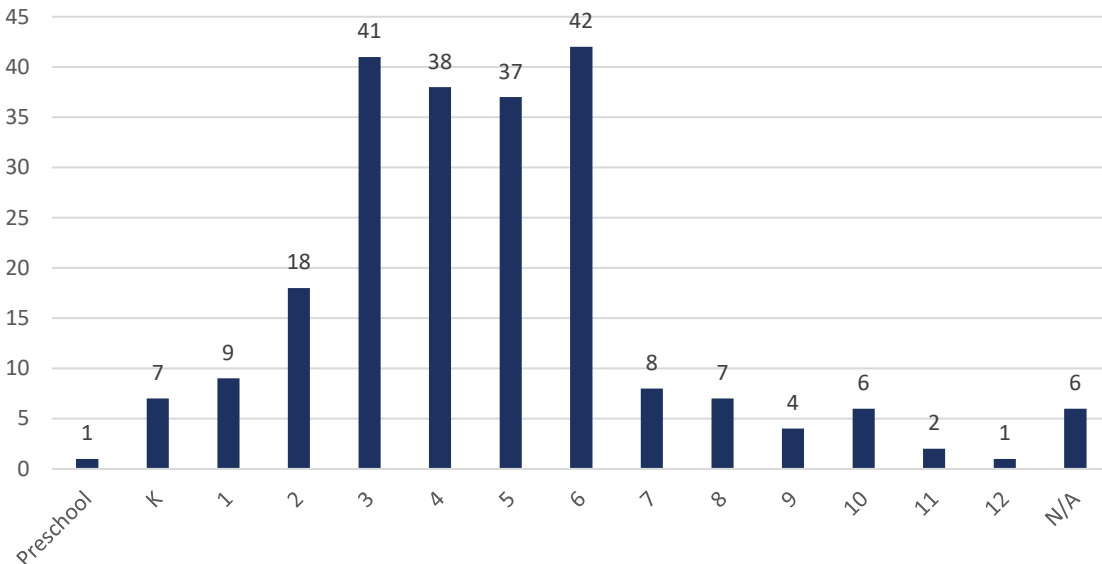
What school does your child attend?¹

Survey Responses by School



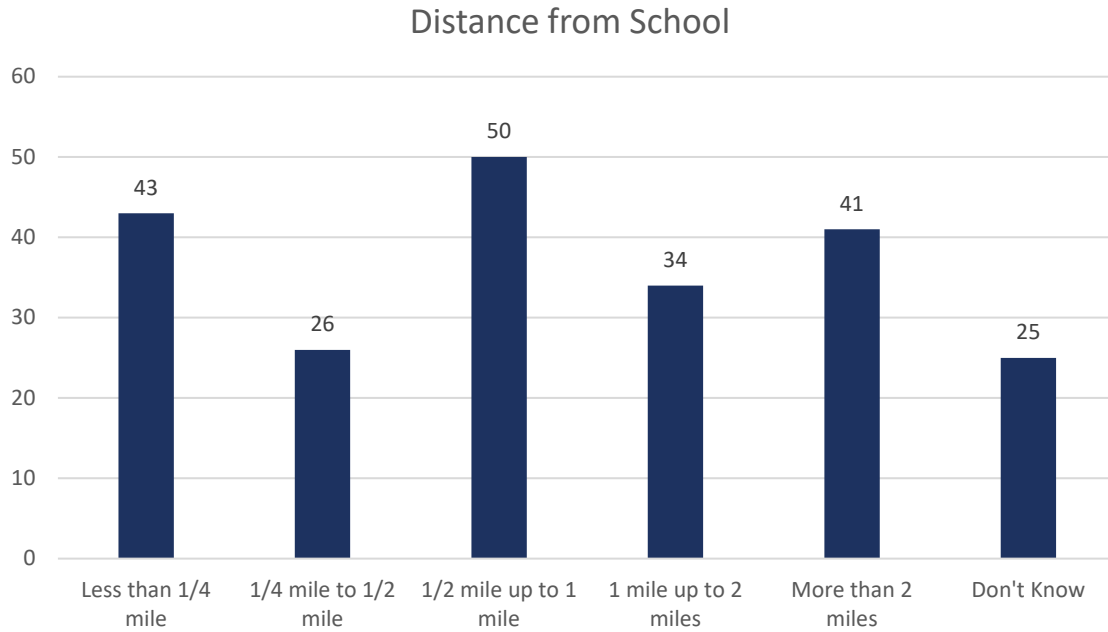
What grade is your child in?

Response by Grade

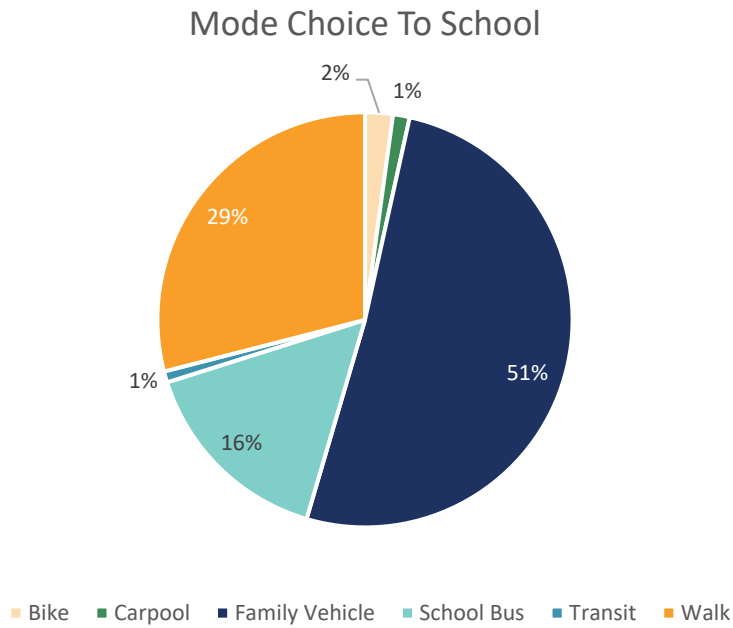


¹ Online surveys did not include this question, so school is unknown for those surveys. While other questions in the survey indicate that most responses pertain to an elementary school student, it is not known which elementary school these students attend.

How far does your child live from school?

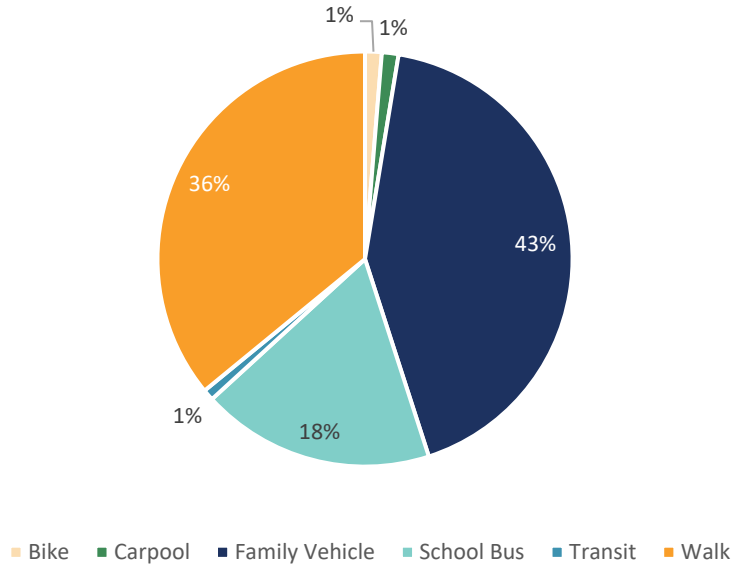


How does your child arrive for school?



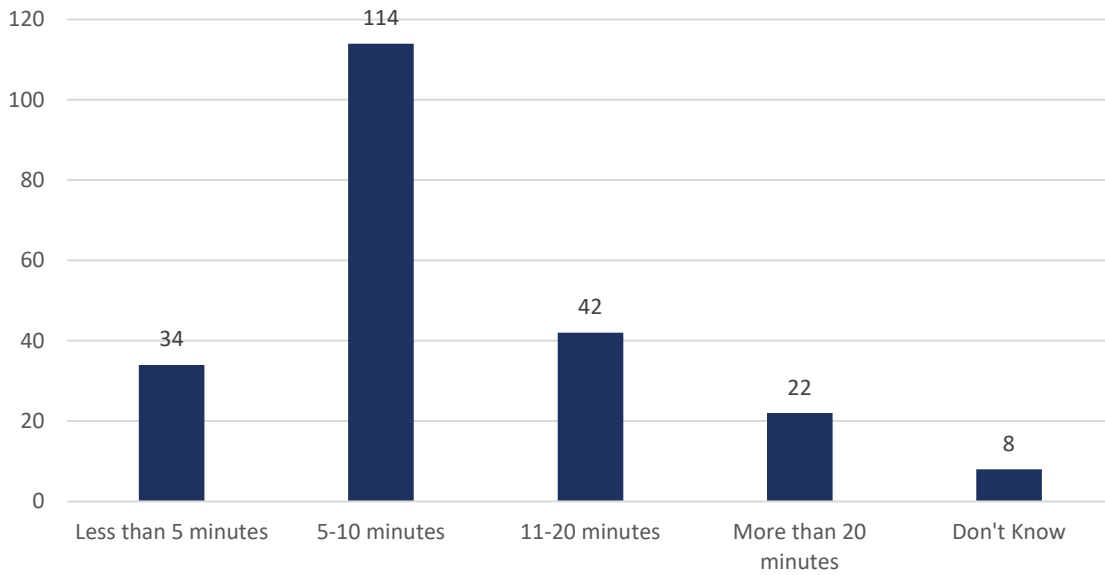
How does your child leave from school?

Mode Choice From School

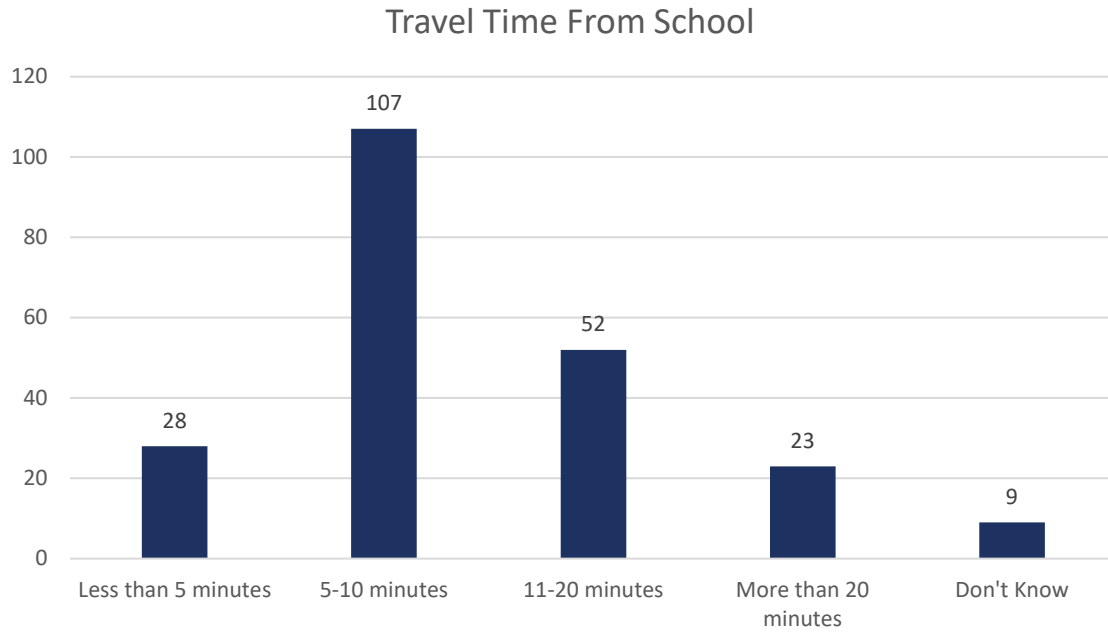


How long does it take to travel to school?

Travel Time To School

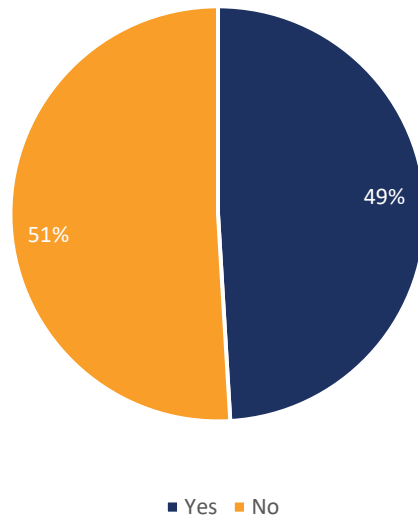


How long does it take to travel home from school?



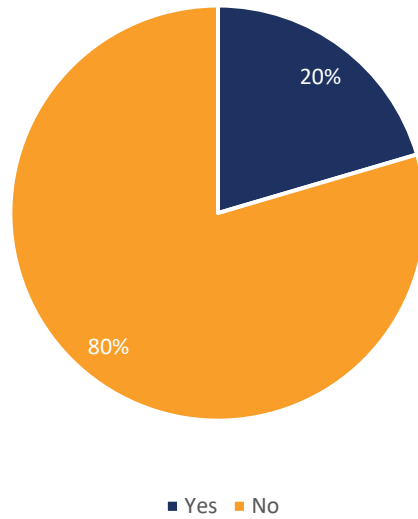
Has your child asked to walk to school?

Desire to Walk to School



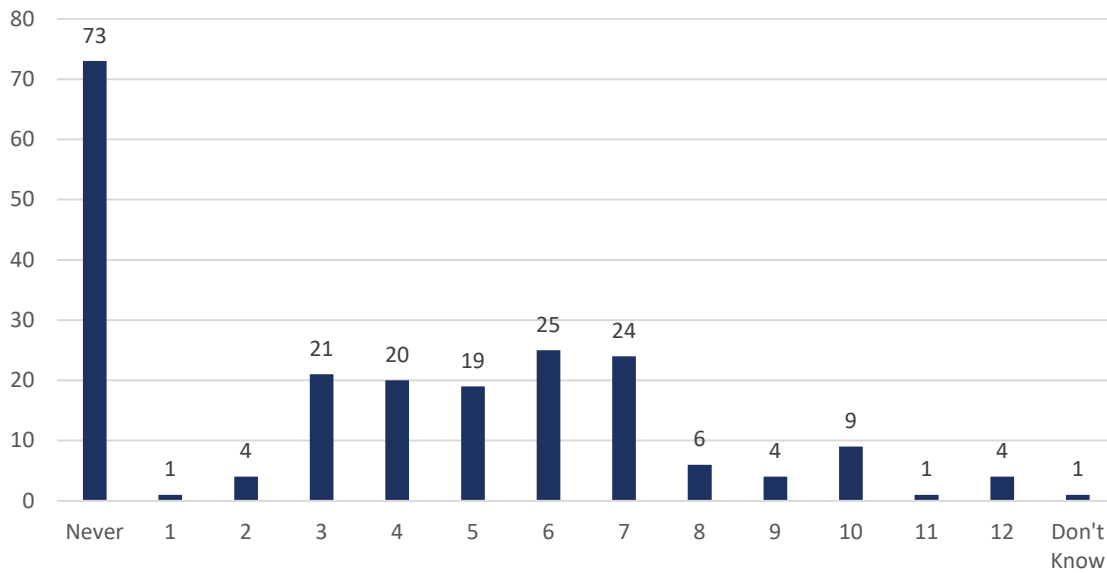
Does your child currently walk or bike to school?

Walking or Biking to School



At what grade would you let your child walk or bike to school alone?

Walking Alone by Grade



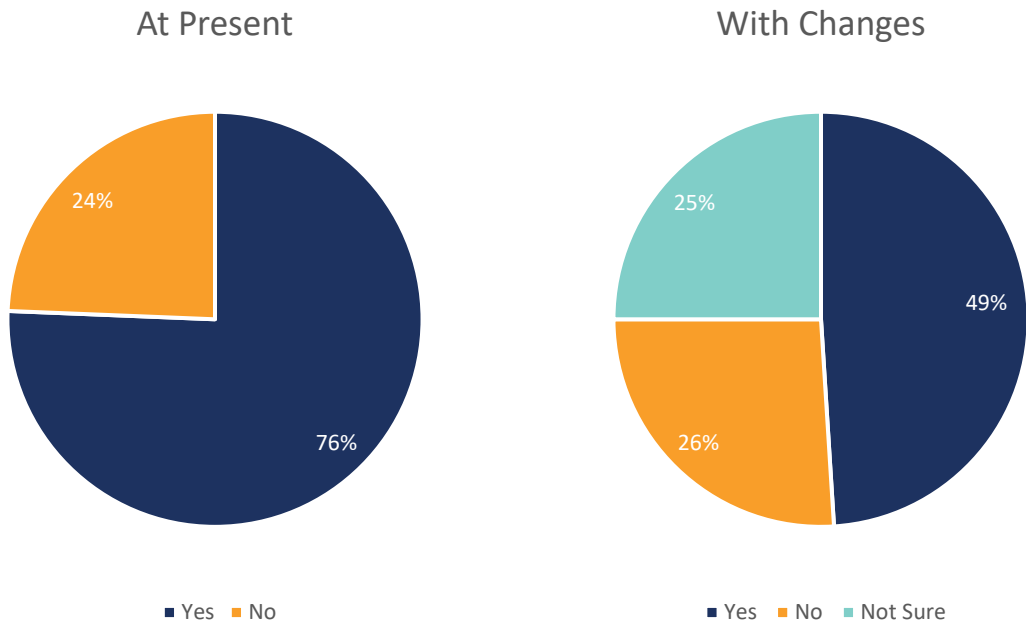
Travel Factor Questions

The following series of survey questions is intended to understand what factors influence people’s decision to use active transportation methods to get to school, and how changes to those factors would change that decision.² An additional summary comparing the travel factors and the likelihood to change based on those factors is included in **Travel Factor Summary**.

Travel Factors

Distance

Does the distance between home and school influence your decision to allow your child to walk or bike to school? If the distance were changed, would your decision change?

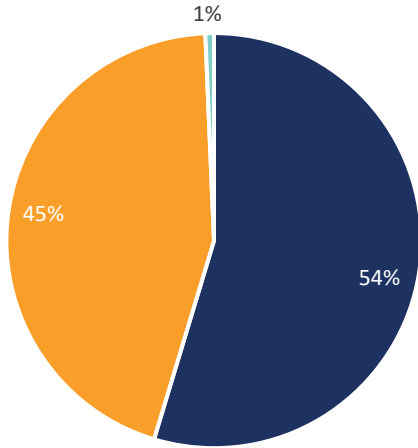


² There was a slight discrepancy in how answers were recorded between the online and paper surveys. Because of this, there are fewer responses represented in this summary for questions related to decision changes based on improvements.

Convenience of Driving

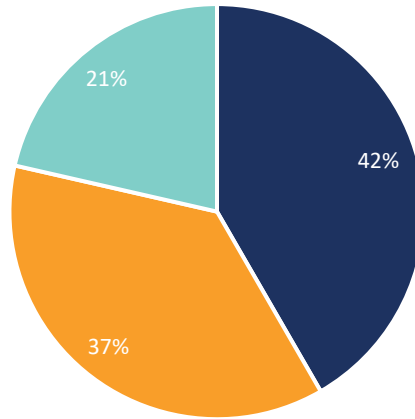
Does the ease of driving influence your decision to allow your child to walk or bike to school? If it were easier to take other transportation modes would your decision change?

At Present



■ Yes ■ No ■ Not Sure

With Changes

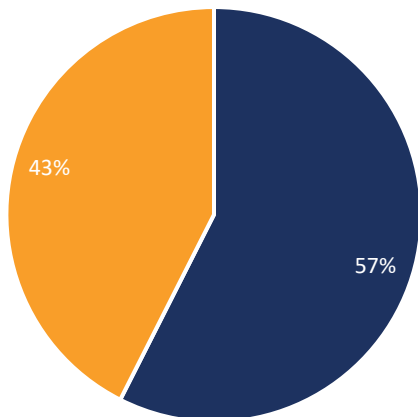


■ Yes ■ No ■ Not Sure

Time

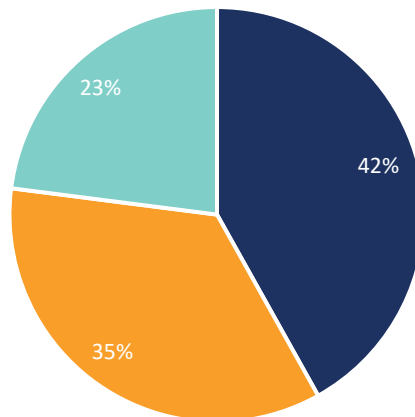
Does the amount of time it takes to drive to school, as opposed to the time for other transportation modes, influence your decision to allow your child to walk or bike to school? If the time of using other transportation modes was reduced, would that change your decision?

At Present



■ Yes ■ No

With Changes

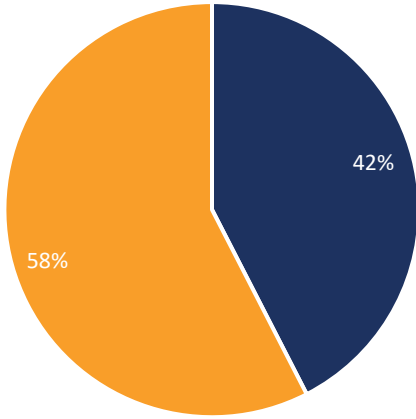


■ Yes ■ No ■ Not Sure

Before- or After-School Activities

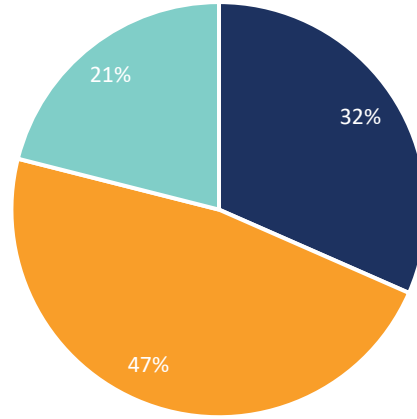
Does your child have before- or after-school activities that influences your decision to allow your child to walk or bike to school? If those activities changed would your decision change?

At Present



■ Yes ■ No

With Changes

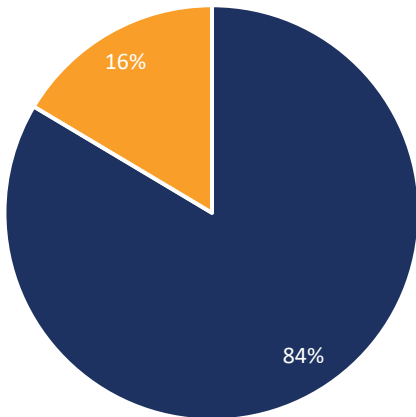


■ Yes ■ No ■ Not Sure

Speed of Traffic

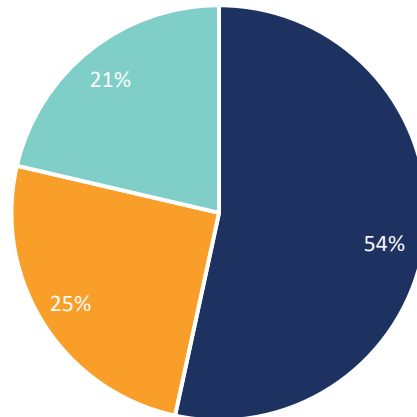
Does the speed of traffic or the presence of speeding drivers influence your decision to allow your child to walk or bike to school? If speed were reduced would your decision change?

At Present



■ Yes ■ No

With Changes

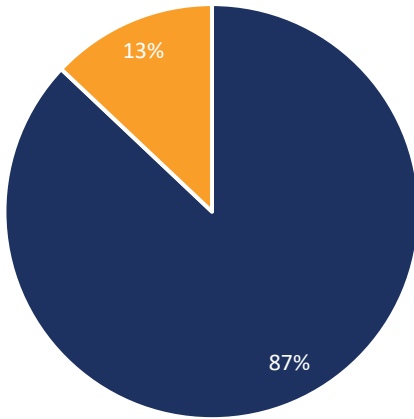


■ Yes ■ No ■ Not Sure

Amount of Traffic

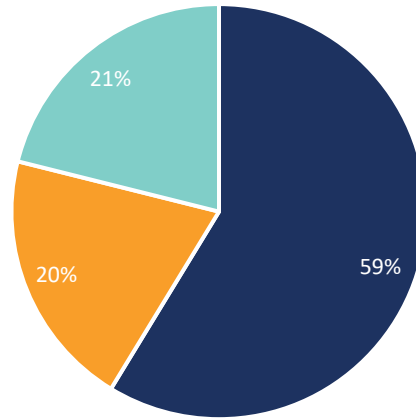
Does the amount of traffic influence your decision to allow your child to walk or bike to school? If the amount of traffic were reduced would your decision change?

At Present



■ Yes ■ No

With Changes

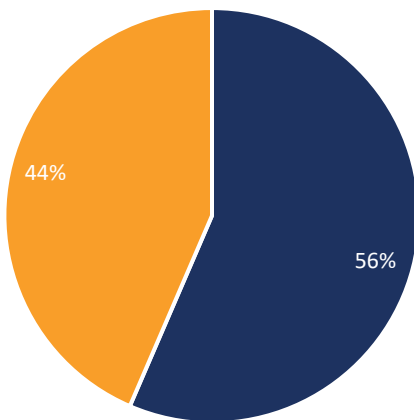


■ Yes ■ No ■ Not Sure

Adult Presence

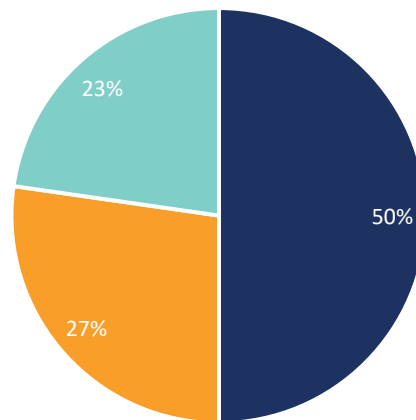
Does having an adult accompanying your child or accompanying your child yourself influence your decision to allow your child to walk or bike to school? If more adults were present along the route would your decision change?

At Present



■ Yes ■ No

With Changes

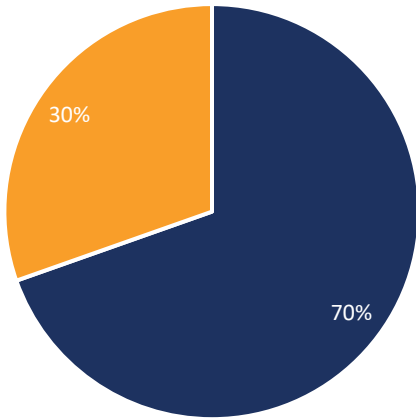


■ Yes ■ No ■ Not Sure

Sidewalks

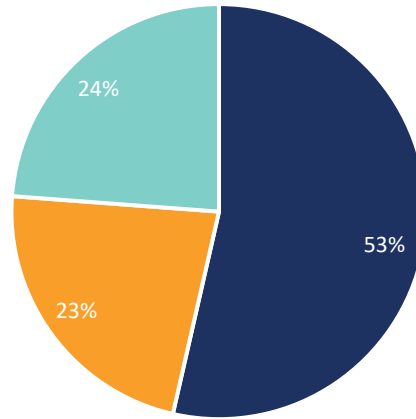
Does the presence or absence of sidewalks along the route influence your decision to allow your child to walk or bike to school? If the sidewalk network were more complete would your decision change?

At Present



■ Yes ■ No

With Changes

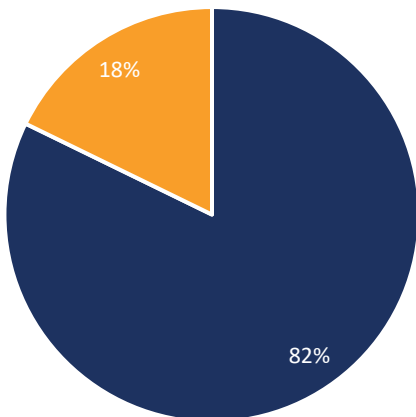


■ Yes ■ No ■ Not Sure

Intersection and Crossing Safety

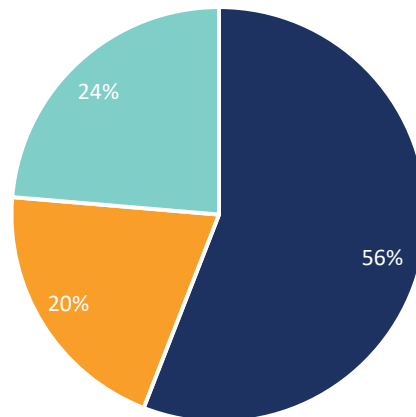
Does the safety of crossing infrastructure at intersections influence your decision to allow your child to walk or bike to school? If intersections were safer for pedestrians and bicyclists would your decision change?

At Present



■ Yes ■ No

With Changes

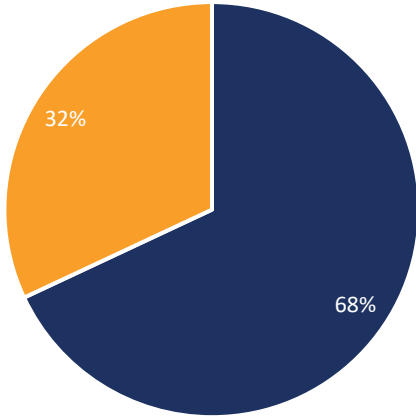


■ Yes ■ No ■ Not Sure

Crossing Guards

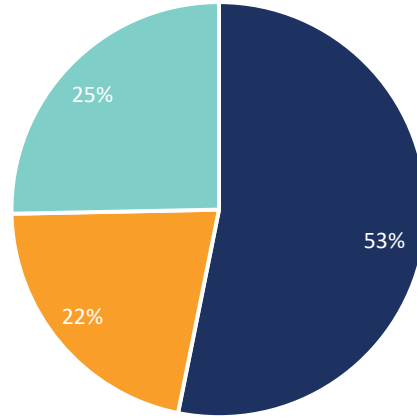
Does the presence of crossing guards influence your decision to allow your child to walk or bike to school? If more crossing guards were present would your decision change?

At Present



■ Yes ■ No

With Changes

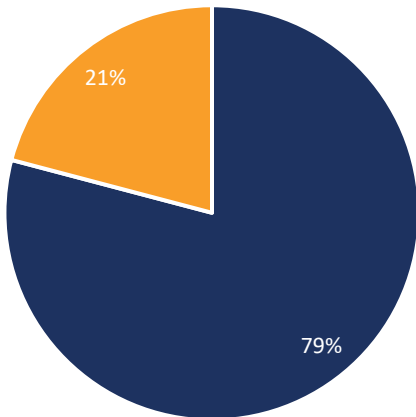


■ Yes ■ No ■ Not Sure

Violence or Crime

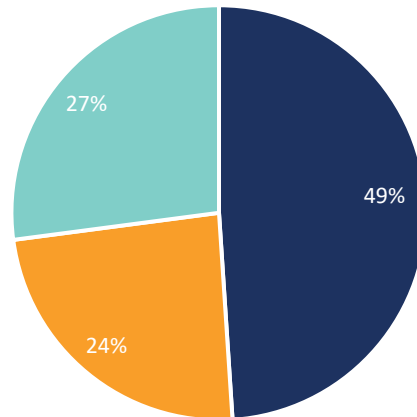
Does the presence of violence or crime along the route influence your decision to allow your child to walk or bike to school? If violence and crime were reduced would your decision change?

At Present



■ Yes ■ No

With Changes

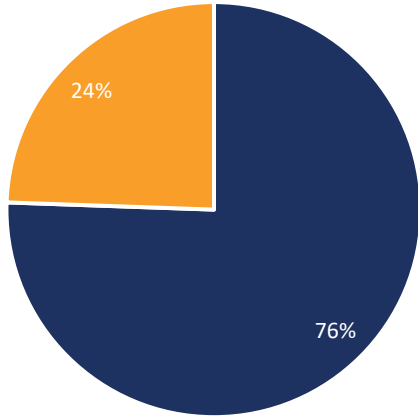


■ Yes ■ No ■ Not Sure

Weather or Climate

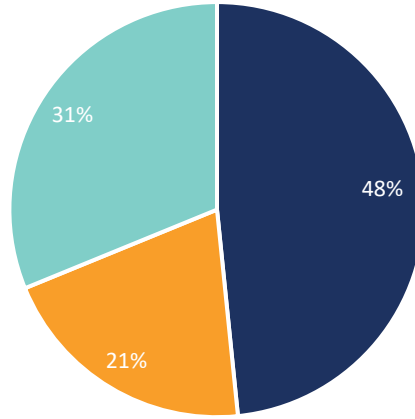
Does the weather or climate influence your decision to allow your child to walk or bike to school? If weather or climate impacts were lessened would your decision change?

At Present



■ Yes ■ No

With Changes



■ Yes ■ No ■ Not Sure

Travel Factor Summary

The following tables also summarize the responses to the travel factor questions on the survey. The first table ranks the factors by how likely people are to choose their travel mode based on that factor. The second table ranks the factors by how likely people would be to change their travel mode choice if that factor were improved in Mendota. Both tables rank the factors based on the total number of “yes” responses. However, a different number of people answered each portion of the question, so while percent is also provided it may not represent the same ranking as the votes category. Generally, a factor’s influence on people’s willingness to walk or bike to school and the likelihood for that answer to change based on improvements were about the same.

Table 1: Travel Factor's Influence on Travel Mode

Rank ^a	Travel Factor	Votes	Percent
1	Speed of Traffic	122	84%
2	Amount of Traffic	121	87%
3	Distance	118	76%
4	Intersection and Crossing Safety	111	82%
5	Violence or Crime	106	79%
6	Weather or Climate	102	76%
7	Sidewalks	87	70%
8	Crossing Guards	83	68%
9	Convenience of Driving	82	54%
10	Time	77	57%
11	Adult Presence	61	56%
12	Before- or After-School Activities	45	42%

^a Ranked in order of greatest influence on travel mode to least influence.

Table 2: Travel Factor's Influence Likelihood to Change

Rank ^a	Travel Factor	Votes	Percent
1	Amount of Traffic	64	59%
2	Speed of Traffic	55	54%
3	Intersection and Crossing Safety	52	56%
4	Distance	49	49%
5	Violence or Crime	47	49%
6	Sidewalks	45	53%
7	Weather or Climate	45	48%
8	Crossing Guards	42	53%
9	Convenience of Driving	35	42%
10	Adult Presence	33	50%
11	Time	31	42%
12	Before- or After-School Activities	18	32%

^a Ranked in order of greatest influence on travel mode to least influence.

Comments

The survey also provided an opportunity for additional comments. Comments are split into three categories and summarized below. First, some comments added additional detail about the factors that influenced their **mode choice decisions**. Second, some comments provided more detailed **observational information** about transportation to and from schools. Finally, some comments made suggestions or provided specific requests and **suggestions** for improvements. It should be noted that some comments which reflected information that was collected elsewhere in the survey are not also included in this section of the summary.

Mode Choice Decisions

Several comments expressed an unwillingness to allow their child walk or bike to school if it would require them to cross either State Route 33 or State Route 180.

Observational Data

The following observations were made about traffic conditions related to schools:

- There are significant distances between crosswalks
- Cars do not stop for pedestrians in crosswalks, even when crossing guards are present
- People do not cross within designated crosswalks
- Between people traveling to work and school, traffic is worst in the mornings
- Driver speed is consistently dangerous
- Drivers do not respect bike lanes
- Stray dogs are a concern

Suggestions

The following suggestions were included in the comments:

- Installation of additional Pedestrian Rapid Flashing Beacons
- Additional crossing guards on the route to school
- Additional training for crossing guards
- Increased police presence during arrival and dismissal
- Installation of speed bumps
- Additional bike lanes
- Education program for drivers on best safety practices
- Additional school bus routes
- Inclusion of section about accommodations for people with disabilities into the final plan

CITY OF MENDOTA
SAFE ROUTES TO SCHOOL MASTER PLAN
SURVEY RESPONSE SUMMARY

Attachment A

Parent Surveys

Place a clear 'X' inside box. if you make a mistake, fill the entire box, and then mark the correct box.

8. Has your child asked you for permission to walk or bike to/from school in the last year? Yes No

9. At what grade would you allow your child to walk or bike to/from school without an adult?
(Select a grade from PK, K, 1,2,3...) grade (or) I would not feel comfortable at any grade

Place a clear 'X' inside box. if you make a mistake, fill the entire box, and then mark the correct box.

10. What of the following issues affected your decision to allow, or not allow, your child to walk or bike to/from school? (Select ALL that apply)

11. Would you probably let your child walk or bike to/from school if this problem were changed or improved? (Select one choice per line, mark box with X)

- Distance
- Convenience
- Time
- Child's before or after-school activities
- Speed of traffic along route
- Amount of traffic along route
- Adults to walk or bike with
- Sidewalks or pathways
- Safety of intersections and crossings
- Crossing guards
- Violence or crime
- Weather or climate

- | | | | | | |
|--------------------------|--|--------------------------|----|--------------------------|----------|
| <input type="checkbox"/> | My child already walks or bikes to/from school | | | | |
| <input type="checkbox"/> | Yes | <input type="checkbox"/> | No | <input type="checkbox"/> | Not Sure |
| <input type="checkbox"/> | Yes | <input type="checkbox"/> | No | <input type="checkbox"/> | Not Sure |
| <input type="checkbox"/> | Yes | <input type="checkbox"/> | No | <input type="checkbox"/> | Not Sure |
| <input type="checkbox"/> | Yes | <input type="checkbox"/> | No | <input type="checkbox"/> | Not Sure |
| <input type="checkbox"/> | Yes | <input type="checkbox"/> | No | <input type="checkbox"/> | Not Sure |
| <input type="checkbox"/> | Yes | <input type="checkbox"/> | No | <input type="checkbox"/> | Not Sure |
| <input type="checkbox"/> | Yes | <input type="checkbox"/> | No | <input type="checkbox"/> | Not Sure |
| <input type="checkbox"/> | Yes | <input type="checkbox"/> | No | <input type="checkbox"/> | Not Sure |
| <input type="checkbox"/> | Yes | <input type="checkbox"/> | No | <input type="checkbox"/> | Not Sure |
| <input type="checkbox"/> | Yes | <input type="checkbox"/> | No | <input type="checkbox"/> | Not Sure |
| <input type="checkbox"/> | Yes | <input type="checkbox"/> | No | <input type="checkbox"/> | Not Sure |
| <input type="checkbox"/> | Yes | <input type="checkbox"/> | No | <input type="checkbox"/> | Not Sure |
| <input type="checkbox"/> | Yes | <input type="checkbox"/> | No | <input type="checkbox"/> | Not Sure |
| <input type="checkbox"/> | Yes | <input type="checkbox"/> | No | <input type="checkbox"/> | Not Sure |
| <input type="checkbox"/> | Yes | <input type="checkbox"/> | No | <input type="checkbox"/> | Not Sure |

Place a clear 'X' inside box. if you make a mistake, fill the entire box, and then mark the correct box.

12. In your opinion, how much does your child's school encourage or discourage walking to/from school?
 Strongly Encourages Encourages Neither Discourages Strongly Discourages

13. How much fun is walking or biking to/from school for your child?
 Very fun Fun Neutral Boring Very boring

14. How healthy is walking or biking to/from school for your child?
 Very Healthy Healthy Neutral Unhealthy Very Unhealthy

Place a clear 'X' inside box. if you make a mistake, fill the entire box, and then mark the correct box.

15. What is the highest grade or year of school you completed?
 Grades 1 through 8 (Elementary) College 1 to 3 years (Some college or technical school)
 Grades 9 through 11 (Some high school) College 4 years or more (College graduate)
 Grades 12 or GED (High school graduate) Prefer not to answer

16. Please provide any additional comments below.



¿Cómo llenar este formulario?: Escriba en letras MAYUSCULAS. Marque las cajas con "X"

8. ¿En el último año, le ha pedido permiso su hijo para caminar o andar en bicicleta hacia desde la escuela? Sí No

9. ¿En qué grado permitiría que su hijo camine o ande en bicicleta solo a/o de la escuela?

(seleccione un grado entre PK,K,1,2,3...) grado (o) No me sentiría cómodo/a en ningún grado

¿Cómo llenar este formulario?: Escriba en letras MAYUSCULAS. Marque las cajas con "X".

10. ¿Cuáles de las siguientes situaciones afectaron su decisión de permitir, o no permitir, que su niño camine o ande en bicicleta hacia o desde la escuela?

(marque todas las que correspondan)

- Distancia
- Conveniencia de manejar
- Tiempo
- Actividades antes o después de la escuela
- Velocidad del tránsito en la ruta
- Cantidad de tránsito en la ruta
- Adultos que acompañen a su niño
- Aceras o caminos
- Seguridad de las intersecciones y cruces
- Guardias de cruce peatonal
- Violencia o crimen
- Tiempo o clima

11. ¿Probablemente dejaría que su hijo caminara o usara la bicicleta para ir a /regresar de la escuela si este problema cambiara o mejorara? (elija una respuesta por línea)

- | | | |
|--|-----------------------------|--|
| <input type="checkbox"/> Mi hijo(a) ya viaja a pié o en bicicleta a/desde la escuela | | |
| <input type="checkbox"/> Sí | <input type="checkbox"/> No | <input type="checkbox"/> No estoy seguro/a |
| <input type="checkbox"/> Sí | <input type="checkbox"/> No | <input type="checkbox"/> No estoy seguro/a |
| <input type="checkbox"/> Sí | <input type="checkbox"/> No | <input type="checkbox"/> No estoy seguro/a |
| <input type="checkbox"/> Sí | <input type="checkbox"/> No | <input type="checkbox"/> No estoy seguro/a |
| <input type="checkbox"/> Sí | <input type="checkbox"/> No | <input type="checkbox"/> No estoy seguro/a |
| <input type="checkbox"/> Sí | <input type="checkbox"/> No | <input type="checkbox"/> No estoy seguro/a |
| <input type="checkbox"/> Sí | <input type="checkbox"/> No | <input type="checkbox"/> No estoy seguro/a |
| <input type="checkbox"/> Sí | <input type="checkbox"/> No | <input type="checkbox"/> No estoy seguro/a |
| <input type="checkbox"/> Sí | <input type="checkbox"/> No | <input type="checkbox"/> No estoy seguro/a |
| <input type="checkbox"/> Sí | <input type="checkbox"/> No | <input type="checkbox"/> No estoy seguro/a |

¿Cómo llenar este formulario?: Escriba en letras MAYUSCULAS. Marque las cajas con "X"

12. En su opinión, ¿cuánto apoyo provee la escuela de su hijo a caminar y usar la bicicleta para ir o regresar de la escuela?

- Anima Fuertemente Anima Ni uno ni otro Desalienta Desalienta Fuertemente

13. ¿Qué tan DIVERTIDO es caminar o andar en bicicleta hacia o desde la escuela para su niño?

- Muy Divertido Divertido Neutral Aburrido Muy Aburrido

14. ¿Qué tan SANO es caminar o andar en bicicleta hacia o desde la escuela para su niño?

- Muy Sano Sano Neutral Malsano Muy Malsano

¿Cómo llenar este formulario?: Escriba en letras MAYUSCULAS. Marque las cajas con "X"

15. ¿Cuál es el grado o el año más alto de educación que usted terminó?

- | | |
|---|--|
| <input type="checkbox"/> Grados 1 a 8 (Escuela primaria) | <input type="checkbox"/> Universidad 1 a 3 años (alguna universidad o escuela técnica) |
| <input type="checkbox"/> Grados 9 a 11 (alguna High School/secundaria) | <input type="checkbox"/> Universidad 4 años o más (graduado de la universidad) |
| <input type="checkbox"/> Grado 12 o GED (graduado High School/secundaria) | <input type="checkbox"/> Prefiero no contestar |

16. Por favor proporcione comentarios adicionales:

