



# CITY OF MENDOTA

*"Cantaloupe Center Of The World"*

ROLANDO CASTRO

Mayor

JESUS MENDOZA

Mayor Pro Tem

JOSE ALONSO

JOSEPH R. RIOFRIO

OSCAR ROSALES

## AGENDA

### MENDOTA CITY COUNCIL

Regular City Council Meeting

CITY COUNCIL CHAMBERS

643 QUINCE STREET

May 24, 2022

6:00 PM

CRISTIAN GONZALEZ

City Manager

JOHN KINSEY

City Attorney

The Mendota City Council welcomes you to its meetings, which are scheduled for the 2nd and 4th Tuesday of every month. Your interest and participation are encouraged and appreciated. Notice is hereby given that Council may discuss and/or take action on any or all of the items listed on this agenda. **Please turn your cell phones on vibrate/off while in the council chambers.**

Any public writings distributed by the City of Mendota to at least a majority of the City Council regarding any item on this regular meeting agenda will be made available at the front counter at City Hall, located at 643 Quince Street Mendota, CA 93640, during normal business hours, 8 AM – 5 PM.

In compliance with the Americans with Disabilities Act, individuals requiring special assistance to participate at this meeting please contact the City Clerk at (559) 655-3291 or (559) 577-7692. Notification of at least forty-eight hours prior to the meeting will enable staff to make reasonable arrangements to ensure accessibility to the meeting.

Si necesita servicios de interpretación para participar en esta reunión, comuníquese con la Secretaria de la Ciudad al (559) 655-3291 o (559) 577-7692 entre las 8 a.m. y las 5 p.m. de lunes a viernes. La notificación de al menos veinticuatro horas antes de la reunión permitirá al personal adoptar las disposiciones necesarias para garantizar su participación en la reunión.

## CALL TO ORDER

## ROLL CALL

## FLAG SALUTE

## INVOCATION

## FINALIZE THE AGENDA

1. Adjustments to Agenda
2. Adoption of final Agenda

## CITIZENS' ORAL AND WRITTEN PRESENTATIONS

At this time, members of the public may address the City Council on any matter not listed on the agenda involving matters within the jurisdiction of the City Council. Please complete a "request to speak" form and limit your comments to THREE (3) MINUTES. Please give the completed form to the City Clerk prior to the start of the meeting. All speakers shall observe proper decorum. The Mendota Municipal Code prohibits the use of boisterous, slanderous, or profane language. All speakers must step to the podium and state their names and addresses for the record. Please watch the time.

## APPROVAL OF MINUTES AND NOTICE OF WAIVING OF READING

1. Minutes of the regular City Council meeting of May 10, 2022.
2. Notice of waiving of the reading of all resolutions and/or ordinances introduced and/or adopted under this agenda.

## CONSENT CALENDAR

Matters listed under the Consent Calendar are considered to be routine and will be enacted by one motion and one vote. There will be no separate discussion of these items. If discussion is desired, that item will be removed from the Consent Calendar and will be considered separately.

1. MAY 6, 2022 THROUGH MAY 17, 2022  
WARRANT LIST CHECK NOS. 51737 THROUGH 51799  
TOTAL FOR COUNCIL APPROVAL = \$283,505.42
2. Proposed adoption of **Resolution No. 22-30**, approving the estimate and authorizing H&R Underground to proceed with recoating the influent channel walls at the Wastewater Treatment Plant Facility.

## BUSINESS

1. Council discussion and consideration of the Fiscal Year 2022-2023 Proposed Budget.
  - a. *Receive report from City Manager Gonzalez*
  - b. *Inquiries from Council to staff*
  - c. *Mayor Castro opens floor to receive any comment from the public*
  - d. *Council provides direction to staff on how to proceed*
2. Council discussion and consideration on opening the sports fields to the public during regular park hours.
  - a. *Receive report from City Manager Gonzalez*
  - b. *Inquiries from Council to staff*
  - c. *Mayor Castro opens floor to receive any comment from the public*
  - d. *Council takes action as appropriate*

## **PUBLIC HEARING**

1. Public hearing and proposed adoption of **Resolution No. 22-29**, confirming the diagram and authorizing the levy and collection of assessments for Landscape and Lighting Maintenance District No. 2019-01 for Fiscal Year 2022-2023.
  - a. *Receive report from City Engineer Osborn*
  - b. *Inquiries from Council to staff*
  - c. *Mayor opens the public hearing, accepting comments from the public*
  - d. *Mayor closes the public hearing*
  - e. *Council provides any input, and consider Resolution No. 22-29 for adoption*

## **DEPARTMENT REPORTS AND INFORMATIONAL ITEMS**

1. Animal Control, Code Enforcement, and Police Department
  - a) Monthly Reports
2. City Attorney
  - a) Update
3. City Manager

## **MAYOR AND COUNCIL REPORTS AND INFORMATIONAL ITEMS**

1. Council Member(s)
2. Mayor

## **CLOSED SESSION**

1. CONFERENCE WITH LABOR NEGOTIATORS  
Pursuant to CA Government Code §§ 54954.5(f), 54957.6
  - a. Agency Designated Representative: Cristian Gonzalez, City Manager
  - b. Employee Organization: Mendota Police Officers Association
2. CONFERENCE WITH LEGAL COUNSEL – ANTICIPATED LITIGATION  
Potential initiation of litigation pursuant to paragraph (4) of subdivision (d) of Government Code section 54956.9 (one potential case).
3. CONFERENCE WITH REAL PROPERTY NEGOTIATORS
  - a. Agency Designated Negotiator: Cristian Gonzalez, City Manager
  - b. Negotiating Party: United Security Bank
  - c. Real Property Under Negotiation: 643 Quince Street, Suite B, Mendota, CA 93640

**ADJOURNMENT**

**CERTIFICATION OF POSTING**

I, Celeste Cabrera-Garcia, City Clerk of the City of Mendota, do hereby declare that the foregoing agenda for the Mendota City Council Regular Meeting of May 24, 2022, was posted on the outside bulletin board located at City Hall, 643 Quince Street, on Friday, May 20, 2022 at 5:00 p.m.

  
\_\_\_\_\_  
Celeste Cabrera-García, City Clerk



## MINUTES OF MENDOTA REGULAR CITY COUNCIL MEETING

---

**Regular Meeting**

**May 10, 2022**

**Meeting called to order by Mayor Pro Tem Mendoza at 6:00 p.m.**

### **Roll Call**

**Council Members Present: Mayor Pro Tem Jesus Mendoza and Councilors Jose Alonso and Oscar Rosales**

**Council Members Absent: Mayor Rolando Castro and Councilor Joseph Riofrio**

**Flag salute led by Mayor Pro Tem Mendoza**

**Invocation led by Police Chaplain Ophelia Lugo**

**Mayor Pro Tem Mendoza wished all mothers a Happy Mother's Day**

### **FINALIZE THE AGENDA**

1. Adjustments to Agenda.
2. Adoption of final Agenda.

A motion was made by Councilor Alonso to adopt the agenda as requested by staff, seconded by Councilor Rosales; unanimously approved (3 ayes, absent: Castro and Riofrio).

### **CITIZENS ORAL AND WRITTEN PRESENTATIONS**

None offered.

## **APPROVAL OF MINUTES AND NOTICE OF WAIVING OF READING**

1. Minutes of the regular City Council meeting of April 26, 2022.
2. Notice of waiving of the reading of all resolutions and/or ordinances introduced and/or adopted under this agenda.

A motion was made by Councilor Rosales to approve items 1 and 2, seconded by Councilor Alonso; unanimously approved (3 ayes, absent: Castro and Riofrio).

## **CONSENT CALENDAR**

1. APRIL 20, 2022 THROUGH APRIL 29, 2022  
WARRANT LIST CHECK NOS. 51676 THROUGH 51736  
TOTAL FOR COUNCIL APPROVAL = \$829,986.92
2. Proposed adoption of **Resolution No. 22-27**, rescheduling the First Annual Adelante Mendota Car Show.
3. Proposed adoption of **Resolution No. 22-28**, calling and giving notice of the holding of a General Municipal Election to be held in the City of Mendota on Tuesday, November 8, 2022, for the election of certain officers of the City of Mendota and requesting the Board of Supervisors of the County of Fresno to consolidate and canvass the General Municipal Election to be held on November 8, 2022, with the Statewide General Election to be held on that date pursuant to California Elections Code Section 10400 et seq.; to permit the County Clerk/Registrar of Voters of the County of Fresno to render specified services to the City of Mendota relating to the conduct of said General Municipal Election pursuant to California Elections Code section 10002; and authorizing reimbursement funds to pay for those services.

A request was made to pull item 2 for discussion.

A motion was made by Councilor Alonso to approve items 1 and 3 of the Consent Calendar, seconded by Councilor Rosales; unanimously approved (3 ayes, absent: Castro and Riofrio).

2. Proposed adoption of **Resolution No. 22-27**, rescheduling the First Annual Adelante Mendota Car Show.

Discussion was held on the item.

A motion was made by Councilor Alonso to approve item 2 of the Consent Calendar, seconded by Councilor Rosales; unanimously approved (3 ayes, absent: Castro and Riofrio).

## **BUSINESS**

1. Council discussion and consideration of pursuing the construction of a new test well.

Mayor Pro Tem Mendoza introduced the item and City Manager Gonzalez provided the report.

Discussion was held on the item.

2. Council discussion and consideration on modifying the fee schedule for public use of the City of Mendota's sports fields.

Mayor Pro Tem Mendoza introduced the item and City Manager Gonzalez provided the report.

Discussion was held on the item.

**Chris Carbajal** – commented on the item.

A motion was made by Councilor Rosales to direct staff to modify the fee schedule immediately to reflect the following:

- \$200 flat fee for leagues/tournaments for private parties
- \$25 for use of concession stand for leagues/tournaments for all parties
- \$250 General Deposit
- No Field Use Fee for Non-profit organizations and/or youth uses

The motion was seconded by Councilor Alonso; unanimously approved (3 ayes, absent: Castro and Riofrio).

## **DEPARTMENT REPORTS AND INFORMATIONAL ITEMS**

1. Finance Director
  - a) Grant Update
  - b) 2<sup>nd</sup> and 3<sup>rd</sup> Quarter Budget Update

Finance Director Banda provided an update on various grant projects, and the status of various grant applications.

Discussion was held on the various projects and grant applications.

Finance Director Banda provided the 2<sup>nd</sup> and 3<sup>rd</sup> Quarter Budget Update.

Discussion was held on the budget update.



2. City Engineer
  - a) Update

City Engineer Osborn provided his report including the status of various engineering projects, planning projects, grant applications, and development projects.

Discussion was held on the status of local street projects that are planned; and the status of the railroad crossing improvement project.

3. City Attorney
  - a) Update

City Attorney Kinsey provide an update on an abatement action.

Discussion was held on the abatement action.

4. City Manager

City Manager Gonzalez reported on networking that was done with LAFCo regarding the annexation of land that was donated by Westlands Water District; the condition of the Pool Park and the status of the revitalization project; and the status of the Police Department/Council Chambers project.

Discussion was held on the various projects; code violations at the Casa De Rosa Apartments; the storm drain system at the high school and debris in the gutters; and reissuing the informational flyer regarding the roundabout.

## **MAYOR AND COUNCIL REPORTS AND INFORMATIONAL ITEMS**

1. Council Member(s)

Councilor Alonso thanked the public who attended the meeting; wished all mothers a Happy Mother's Day; and reported that the month of March is Mental Health Awareness month.

Councilor Rosales thanked the public who attended the meeting and wished all mothers a Happy Mother's Day.

Mayor Pro Tem Mendoza thanked the public who attended the meeting.

Discussion was held on ongoing community events.

2. Mayor

*Mayor Castro was absent.*



**CLOSED SESSION**

1. CONFERENCE WITH LABOR NEGOTIATORS  
Pursuant to CA Government Code §§ 54954.5(f), 54957.6
  - a. Agency Designated Representatives: Cristian Gonzalez, City Manager
  - b. Employee Organization: Mendota Police Officers Association

At 7:07 p.m. the Council moved into closed session.

At 7:52 p.m. the Council reconvened in open session and City Attorney Kinsey stated that in regard to item 1 of the Closed Session, there was no reportable action.

**ADJOURNMENT**

With no more business to be brought before the Council, a motion for adjournment was made at 7:53 p.m. by Councilor Rosales, seconded by Councilor Alonso; unanimously approved (3 ayes, absent: Castro and Riofrio).

\_\_\_\_\_  
Jesus Mendoza, Mayor Pro Tem

ATTEST:

\_\_\_\_\_  
Celeste Cabrera-Garcia, City Clerk

CITY OF MENDOTA  
CASH DISBURSEMENTS  
5/6/2022-5/17/2022  
CK# 51737-51799

Date	Check #	Check Amount	Vendor	Department	Description
May 6, 2022	51737	\$ 61.18	ADT SECURITY SERVICES	WATER	SECURITY SERVICES 5/4/22-6/3/22 WATER TREATMENT PLANT
May 6, 2022	51738	\$ 3,062.97	PURCHASE POWER	GENERAL-WATER-SEWER	POSTAGE METER REFILL 3/14/22, 4/8/22, 4/12/22
May 6, 2022	51739	\$ 2,074.42	BANKCARD CENTER	GENERAL-WATER-SEWER	CREDIT CARD EXPENSES 3/24/2022-4/21/2022, ADOBE ACROPRO, GRABBERS FOR EARTHDAY (AMAZON), CHEWY-DOG FOOD
May 6, 2022	51740	\$ 900.16	THE HOME DEPOT	GENERAL	(1) WHITE 4IN X 120FTX0.125, (1) FATMAX 30" TAPE MEASURE, (1) CHANNEL LOCK 12", (11) UNBRANDED 44IN WOOD DIGGING SVL
May 10, 2022	51741	\$ 2,047.50	ADMINISTRATIVE SOLUTIONS - FRESNO	GENERAL	(31) MONTHLY MEDICAL ADMINISTRATION FEES: APRIL & MAY 2022
May 10, 2022	51742	\$ 325.20	ADT SECURITY SERVICES	GENERAL-WATER-SEWER	SECURITY SERVICES 5/11-6/12/22 CITYHALL/DMV/EDD
May 10, 2022	51743	\$ 5,600.16	AMERITAS GROUP	GENERAL	VISION & DENTAL INSURANCE FOR JUNE 2022
May 10, 2022	51744	\$ 831.46	AT&T	GENERAL-WATER-SEWER	POLICE DEPARTMENT DISPATCH SERVICES 3/27/22-4/26/22 FN, CITYWIDE TELEPHONE SERVICES 3/25/2022-4/24/2022
May 10, 2022	51745	\$ 1,249.31	AT&T MOBILITY	GENERAL	POLICE DEPARTMENT CELL PHONE SERVICES 03/12/22-4/11/22
May 10, 2022	51746	\$ 63.90	CALIFORNIA BUILDING STANDARDS COMMISSION	GENERAL	BUILDING STANDARDS ADMINISTRATION SRF FEE JAN-MAR 2022
May 10, 2022	51747	\$ 146.02	COLONIAL LIFE	GENERAL	LIFE INSURANCE PREMIUM FOR APRIL 2022
May 10, 2022	51748	\$ 1,999.81	COMCAST	GENERAL-WATER-SEWER	CITYWIDE XFINITY PHONE & INTERNET SERVICES 5/6/22-6/5/22
May 10, 2022	51749	\$ 50.78	DEPARTMENT OF CONSERVATION	GENERAL	STRONG MOTION INSTRUMENTATION & SISMIC HAZARD MAP FEE
May 10, 2022	51750	\$ 550.00	ENVIRONMENTAL SYSTEMS RESEARCH	GENERAL	ARCGIS ONLINE VIEWER LICENSE
May 10, 2022	51751	\$ 90.00	NAVIA BENEFIT SOLUTIONS	GENERAL	(40) BASE MONTHLY FEE (6) PARTICIPANT FEE APRIL 2022
May 10, 2022	51752	\$ 3,400.00	ANTHONY PEARSON	GENERAL	PAYMENT TO MR. PEARSON FOR MISSING MONEY SEIZED DURING HOME SEARCH
May 10, 2022	51753	\$ 18,491.26	PG&E	GENERAL-WATER-SEWER-STREETS-AIRPORT	CITYWIDE UTILITIES FOR 3/10/2022-4/8/2022
May 10, 2022	51754	\$ 29.95	SEBASTIAN	GENERAL	SECURITY SERVICES 4/21/22-5/20/22 (PD)
May 11, 2022	51755	\$ 113,833.00	CITY OF MENDOTA PAYROLL	GENERAL	PAYROLL TRANSFER FOR 4/25/2022-5/8/2022
May 17, 2022	51756	\$ 25.57	AGRI VALLEY IRRIGATION, INC.	GENERAL	(14) IRRITROL 533 BUBBLER 1/2" (PARKS)
May 17, 2022	51757	\$ 40.73	AIRGAS USA, LLC	WATER	(1) RENT CYL IND SMALL CARBON DIOXIDE APRIL 2022
May 17, 2022	51758	\$ 200.00	ALCOHOLICS ANONYMOUS	GENERAL	DEPOSIT REIMBURSEMENT FOR AA EVENT 4/30/22-REFUND
May 17, 2022	51759	\$ 154.86	ALEX AUTO DIAGNOSTICS	GENERAL	2019 DODGE CHARGER OIL, LUBE FILTER (PD), 2021 FORD F250-OIL, LUBE FILTER, TIRE ROTATE (ACT)
May 17, 2022	51760	\$ 452.87	AQUA NATURAL SOLUTIONS	SEWER	(12) MICROBE LIFT INDUSTRIAL BLEND
May 17, 2022	51761	\$ 485.11	ARAMARK	GENERAL-WATER-SEWER	PUBLIC WORKS UNIFORM RENTAL SERVICES FOR 4/7/2022, 4/28/22, 5/5/22, 5/10/22
May 17, 2022	51762	\$ 91.78	AUTOZONE, INC.	GENERAL	DURALAST AEROBLADE 21 & 24 UNIT#M84 (PD), (1) COMM HALOGEN CAPSULE EIKO HALOGEN BULB (PD), PROELITE HOSE NOZZLE
May 17, 2022	51763	\$ 84,025.00	BB LIMITED	WATER	LEASE PAYMENT 2ND INSTALLMENT FY 2021/2022
May 17, 2022	51764	\$ 809.31	BSK ASSOCIATES	WATER-SEWER	BACTI- WEEKLY TREATMENT & DISTRIBUTION 4/5/22, 4/12/22, 4/26/22, GENERAL EDT WEEKLY TREATMENT&DIS. 4/12/22, 4/26/22
May 17, 2022	51765	\$ 149.32	CALIFORNIA STATE LANDS COMMISSION	WATER	ANNUAL RENT PERMIT FOR 6/23/2022-6/22/2023-MOWRY BRIDGE
May 17, 2022	51766	\$ 213.00	ROLANDO CASTRO	GENERAL	PER DIEM FOR ICSC 2022 LAS VEGAS 5/21/22-5/23/22
May 17, 2022	51767	\$ 200.00	CITY CLERKS ASSOCIATION OF CALIFORNIA	GENERAL-WATER-SEWER	MEMBERSHIP DUES FOR CITY CLERK FOR FY 22/23
May 17, 2022	51768	\$ 271.10	CINTAS CORPORATION NO. 2	GENERAL-WATER-SEWER	FIRST AID KIT SUPPLIES FOR PUBLIC WORKS, PD, CITY HALL AND WTP ON 3/16/22
May 17, 2022	51769	\$ 461.23	COMCAST BUSINESS	GENERAL	FRESNO SHERIFF TO MENDOTA PD CIRCUIT- MAY 2022
May 17, 2022	51770	\$ 255.55	CORELOGIC INFORMATION	GENERAL-WATER-SEWER	REAL OUEST SERVICES FOR 4/1/22-4/30/22
May 17, 2022	51771	\$ 944.01	CORBIN WILLITS SY'S INC.	GENERAL-WATER-SEWER	ENHANCEMENT & SERVICE FEES FOR MAY 2022 ACCOUNTING SOFTWARE
May 17, 2022	51772	\$ 3,549.26	CORE & MAIN LP	WATER	(1) LINE REPAIR-6X1 8TH FLANGE, STARGRIP KIT, PIPE, (1) 4X1/8 FLANGE TYTE RING, HEX BOLT & NUT KIT

CITY OF MENDOTA  
 CASH DISBURSEMENTS  
 5/6/2022-5/17/2022  
 CK# 51737-51799

May 17, 2022	51773	\$ 442.98	CROWN SERVICES CO.	GENERAL-SEWER	TOILET 1XWK 1000 AIRPORT BLVD BLDG #A (PD), TOILET W/SINK 1XWK 1300 2ND ST- WWTP, TOILET 1XWK BASS AVE.- POOL PARK
May 17, 2022	51774	\$ 359.72	DATAMATIC, INC.	WATER	MONTHLY SOFTWARE LICENSE & MAINTENANCE FEE-JUNE 2022
May 17, 2022	51775	\$ 504.00	FRESNO MOBILE RADIO INC.	GENERAL	(36) POLICE DEPARTMENT RADIOS FOR APRIL 2022
May 17, 2022	51776	\$ 213.00	GONZALEZ, CRISTIAN	GENERAL	PER DIEM ICSC 2022 LAS VEGAS 5/21/22-5/23/22
May 17, 2022	51777	\$ 2,286.25	ICAD INC.	SEWER	(11.75) SERVICE WORK (150)MILES TRAVEL, VFD PARAMETER
May 17, 2022	51778	\$ 180.00	INSYARATH, KHAMPHOU	GENERAL	MONTH OF APRIL 2022 STATS (PD)
May 17, 2022	51779	\$ 7,450.28	JAM SERVICES, INC	STREETS	(2) SOLAR R920-E EEFB W/ DUAK LIGHTBAR, BULLDOG PPB AND 2" ROUND TOP MOUNT FOR 1ST & 2ND CROSS WALK
May 17, 2022	51780	\$ 2,100.00	LAW & ASSOCIATES	GENERAL	(3) LAW ENFORCEMENT BACKGROUND INVESTIGATION (3) OFFICERS
May 17, 2022	51781	\$ 51.00	M.C REPAIRS FULL DIAGNOSTIC	GENERAL	2018 FORD EXPLORER OIL CHANGE & OTHER (PD)
May 17, 2022	51782	\$ 200.00	MENDOTA COMMUNITY CORPORATION	GENERAL	TACOS TEPA- FIREWORK VENDOR FOR 2 SPACES PAID TO CITY HALL
May 17, 2022	51783	\$ 213.00	JESUS MENDOZA	GENERAL	PER DIEM FOR ICSC 2022 LAS VEGAS 5/21/22-5/23/22
May 17, 2022	51784	\$ 2,743.00	MID VALLEY DISPOSAL, INC	STREETS-REFUSE	ROLL OFF BIN EXCHANGE 10Y QTY: 10.82, 8.99, 5.52, 7.00, ROLL OFF BIN EXCHANGE 50Y QTY: 14.13 & 5.21
May 17, 2022	51785	\$ 532.42	PLATT ELETRIC SUPPLY	STREETS	(1000) THHN 12 BLK, (250) IDE 30-244J TWIST PRO.
May 17, 2022	51786	\$ 762.57	RAMON'S TIRE & AUTO REPAIR	GENERAL-STREETS	2020 INTERCEPTOR #M86 TIRE REPAIR (PD), EXPLORER #M82 CHANGE OIL TIRE ROTATE (PD), WATER TRAILER #66 (1) GEN BIAS
May 17, 2022	51787	\$ 143.00	SAN JOAQUIN VALLEY AIR	WATER-SEWER	FY2022/2023 CUMMINS DIESEL-FIRED EMERGENCY GENERATOR
May 17, 2022	51788	\$ 120.00	STATE WATER RESOURCES CONTROL	SEWER	WWTP STATE EXAMINATION FEES (R. BAEZA) 5/9/2022
May 17, 2022	51789	\$ 330.26	STATE OF CALIFORNIA DEPARTMENT OF TRANSPORTATION	STREETS	SIGNALS & LIGHTING BILLING JANUARY 2022-MARCH 2022
May 17, 2022	51790	\$ 194.85	TCM INVESTMENTS	GENERAL	MPC3503 RENTAL PAYMENT-COPY MACHINE- MAY 2022 (PD)
May 17, 2022	51791	\$ 1,182.50	THE BUSINESS JOURNAL	STREETS	REQUEST FOR BIDS- MENDOTA JR HIGH SRTS PROJECT
May 17, 2022	51792	\$ 1,656.31	TRIANGLE ROCK PRODUCTS, LLC	STREETS	HMA-SP-A- 1/2" 64-10 AGG&ASPHALT QTY: 10.30 , ST 3/8 SM SC3000 AGG&ASPHALT QTY: 9.35 STREETS
May 17, 2022	51793	\$ 240.21	USA BLUEBOOK	WATER	(1) 3/8" TUBEX3/8" TUBE UNION TEE, (4) MALE CONNECTOR, (3) LIQUID DPD1B 60 ML 288 TESTS, (3) LIQUID LAMOT
May 17, 2022	51794	\$ 969.40	VERIZON WIRELESS	GENERAL-WATER-SEWER	CITYWIDE CELL PHONE SERVICES FOR 4/7/22-5/6/22
May 17, 2022	51795	\$ 150.00	VORTAL	GENERAL-WATER-SEWER	WEBSITE HOSTING & MAINTENANCE 4/16/2022
May 17, 2022	51796	\$ 1,567.95	WESTAMERICA BANK	GENERAL-WATER-SEWER	POLICE DEPARTMENT VEHICLE LOAN PAYMENT- JUNE 2022, JEEP CHEROKEE LOAN PAYMENT FOR JUNE 2022
May 17, 2022	51797	\$ 9,439.54	WANGER JONES HELSLEY PC ATTORNEYS	GENERAL-WATER-SEWER	LEGAL SERVICES RE: CITY ATTORNEY: SPECIAL LEGAL SERVICES 4/2022, LEGAL SER: RE: 578 LOLITA ST. ABATEMENT 4/15/22
May 17, 2022	51798	\$ 64.80	WECO	GENERAL-WATER-SEWER	RENT CYL ACETYLENE #4 OXYGEN D&K APRIL 2022
May 17, 2022	51799	\$ 2,272.60	WOOD ENVIRONMENT & INFRASTRUCTURE	GENERAL	ENV SERVICES MENDOTA AG CANNABIS PASS THRU BOCA DEL RIO

\$ 283,505.42

---

---

**AGENDA ITEM – STAFF REPORT**

---

---

**TO:** HONORABLE MAYOR AND COUNCILMEMBERS  
**FROM:** JERONIMO ANGEL, CHIEF PLANT OPERATOR  
**VIA:** CRISTIAN GONZALEZ, CITY MANAGER  
**SUBJECT:** WASTEWATER TREATMENT FACILITY INFLUENT CHANNEL COATING PROJECT  
**DATE:** MAY 24, 2022

---

**ISSUE**

Shall the City Council adopt Resolution No. 22-30, approving the estimate and authorizing H&R Underground (H&R) to recoat the lining of the influent channel at the wastewater treatment facility?

**BACKGROUND**

Throughout the years the coating to the influent channel walls have been deteriorating. We have reached a critical time to where the concrete is exposed and potential damage to the integrity of the walls may be extremely costly if we do not resolve this issue soon. The Council approved funds in the current budget to repair the issue, and the estimate received was under the approved amount.

**ANALYSIS**

We have been doing research on companies that have the necessary tools and experience to do a professional job. Our channel walls consist of 87' in length 4' high by 3' wide with a bypass channel and a 17' X 6' X 10' deep collection basin after the Parshall Flume. Since the water is acidic in the influent, within time the walls will begin to eat away and eventually fail if the issue is not addressed. Staff received three quotes for the work, though all three companies have their own proprietary product therefore they vary in price range. Staff is confident that the lowest bidder can address the issue.

**FISCAL IMPACT**

Three quotes were received.

- |                      |           |
|----------------------|-----------|
| 1. H & R Underground | \$60,000  |
| 2. CBET Consulting   | \$98,500  |
| 3. Underground Tech  | \$187,500 |

A total of \$60,000.00 (plus freight and tax) from the Sewer account will be expended for the project. These funds were approved in the 2021-2022 fiscal year budget.

**RECOMMENDATION**

Staff recommends that the City Council adopt Resolution No. 22-30, approving the estimate and authorizing H&R Underground to recoat the lining of the influent channel at the wastewater treatment facility as soon as possible.

**Attachment(s):**

1. Quotes from all companies
2. Resolution No. 22-30



**H & R PLUMBING AND DRAIN CLEANING, INC.**  
dba H&R Underground

4221 Appian Way  
El Sobrante, CA 94803  
Ph: (510) 222-5556 Fax: (510) 222-4627  
DIR # 1000009915 Lic 878364

# Estimate

Date	Estimate #
5/19/2022	6159

**MBE, DBE, SB**

<b>BILL TO</b>
City of Mendota Jerónimo Jerry Angel Jr. 643 Quince Street Mendota, CA 93640

<b>Job</b>
Jerónimo Jerry Angel Jr. Clarifier Rehabilitation 643 Quince Street Mendota, CA 93640

<b>Project</b>	<b>Terms</b>	<b>Other</b>	<b>PHONE NO.</b>	<b>FAX NO.</b>	<b>E-mail</b>
Clarifier Rehabilitation			559 930 9160	530 604 4528	

Item	Description	Qty	Rate	Total
Concrete Struc...	<p><b>Clarifier Rehabilitation</b></p> <p>Scope or work: We will set all safety equipment at the job site the proceed to hydro blast to remove all debris from the clarifier, one is done we will remove exiting quoting that is failing this is in the bottom and 18" above the floor. First, we will be Applying up to 1" of Mainstay ML-72 Mainstay ML-72 is a Portland cement-based, microsilica-enhanced, high-strength structural restoration and resurfacing mortar designed to be applied at a minimum of 1/4", and up to 5" on vertical and overhead surfaces) and troweled it to get a smooth finish. Spraying 120 mils of Mainstay DS-5, (Mainstay DS-5 is a 100% solids epoxy coating). Creating a smooth transition between the bottom and the walls of the clarifier to avoid debris accumulation.</p> <p>Mainstay ML-72, ML-10 and Mainstay Epoxy DS-5 are products made by the same manufacturer company; this is why they become superior products. H &amp; R Plumbing is a certified applicator by Madewell Corporation for over nine years; each one of our employees has been trained specifically to work in confined spaces and holds a certificate issued by NUCA (The National Utility Contractors Association). The owner of H &amp; R Plumbing is a certified Manhole Rehabilitation Inspector by NASSCO (National Association of Sewer Service Companies).</p> <p><b>Certifications:</b> H &amp; R Plumbing and Drain Cleaning, Inc. is a certified applicator by Madewell Corporation for over fifteen years; each one of our employees has been trained specifically to work in confined spaces and each hold a certificate issued by Enviro-Safetech per CAL OSHA GISO 5157 &amp; 29CFR1910.146. The owner of H &amp; R Plumbing and Drain Cleaning, Inc. is a certified Manhole Rehabilitation Inspector by NASSCO.</p> <p><b>Warranty:</b> This job includes five (5) years guarantee of material from the manufacture company and five (5) years on workmanship from H &amp; R Plumbing and Drain Cleaning, Inc.</p> <p><b>Pricing:</b> Estimate price is based on regular business working hours to perform the job. Prime contractor will provide traffic control. Prime Contractor must provide legal right of way access and physical access to Lift Station for equipment and personnel to perform all aspects of Lift Station lining or rehab. Clarifier or pit access to all Clarifier must be provided for Clarifier lining or rehab. Proposal assumes work will be performed in accordance with a</p>	1	60000.00	60,000.00

<b>Total</b>
--------------



H & R PLUMBING AND DRAIN CLEANING, INC.  
dba H&R Underground

4221 Appian Way  
El Sobrante, CA 94803  
Ph: (510) 222-5556 Fax: (510) 222-4627  
DIR # 1000009915 Lic 878364

# Estimate

Date	Estimate #
5/19/2022	6159

**MBE, DBE, SB**

<b>BILL TO</b>
City of Mendota Jeronimo Jerry Angel Jr. 643 Quince Street Mendota, CA 93640

<b>Job</b>
Jeronimo Jerry Angel Jr. Clarifier Rehabilitation 643 Quince Street Mendota, CA 93640

<b>Project</b>	<b>Terms</b>	<b>Other</b>	<b>PHONE NO.</b>	<b>FAX NO.</b>	<b>E-mail</b>
Clarifier Rehabilitation			559 930 9160	530 604 4528	

Item	Description	Qty	Rate	Total
	<p>mutually agreed upon schedule. All pumps, electrical wires, reels, stairs must be removed by the owner of the project and bypass has to be in place at all times &amp; managed by General Contractor. H &amp; R Plumbing needs facilities to dispose any and all debris slush that comes out of the Clarifier at no extra charge to H &amp; R Plumbing and Drain Cleaning, Inc. General Contractor is responsible for any bonds if needed. If required, we will provide bonds for an additional charge of 3% of the total cost of the project or full price of bonds depending on whichever one is higher. Other than Visual Inspection and Spark Test, no other testing is included on this price. General contractor has to provide the following, Potable Water source to be within project limits and no cost will be associated with its use. Dumpsite at or near the project site for materials removed from Clarifier with no cost to H &amp; R Plumbing and Drain Cleaning, Inc.</p> <p>Note: If the Clarifier dimensions are bigger, H &amp; R Plumbing will adjust the price accordingly. H &amp; R Plumbing requests two (2) weeks advance notice &amp; based on our availability. For existing Clarifier if Coating needs to be removed, we will adjust the price, we will notify the General Contractor before doing so.</p> <p>NOTE: Every time we mention General contractor we are referring to the City of Mendota or owner of the project. Estimated up to 450 SQF per information provided</p>			

**Total**





H & R PLUMBING AND DRAIN CLEANING, INC.  
 dba H&R Underground

4221 Appian Way  
 El Sobrante, CA 94803  
 Ph: (510) 222-5556 Fax: (510) 222-4627  
 DIR # 1000009915 Lic 878364

# Estimate

Date	Estimate #
5/19/2022	6159

**MBE, DBE, SB**

<b>BILL TO</b>
City of Mendota Jeronimo Jerry Angel Jr. 643 Quince Street Mendota, CA 93640

<b>Job</b>
Jeronimo Jerry Angel Jr. Clarifier Rehabilitation 643 Quince Street Mendota, CA 93640

Project	Terms	Other	PHONE NO.	FAX NO.	E-mail
Clarifier Rehabilitation			559 930 9160	530 604 4528	

Item	Description	Qty	Rate	Total
MOBILIZATI...	<b>MOBILIZATION</b> H & R Plumbing and Drain Cleaning, Inc. insists on executing all proposal work in one mobilization to and from project site. Any additional mobilization will be negotiated. We request at least 90% of the job to be ready before we start so that we have only one mobilization.	1	3,800.00	3,800.00

<b>Total</b>	\$63,800.00
--------------	-------------



QUOTE# 2213  
05/19/2022

**CBET CONSULTING**

*Coating Underground Infrastructure*

205 W. Church Street  
PO Box 86  
Alexandria, IN. 46001  
(574) 806-3486

**Project Name:**  
**Clarifier Rehabilitation**  
**Project Location:**  
**Mendota, CA**

BID ITEM	DESCRIPTION	UNIT	QTY.	UNIT PRICE	TOTAL
1	Prepare Surface and Apply ML-72 (up to 1" Thick), DS-5 (120 mil thickness) to Bottom and 18" of side wall of clarifier.	LS	1	\$98,500.00	\$98,500.00

**COMMENTS OR SPECIAL INSTRUCTIONS:**

This quotation reflects CBET Consulting Mobilizing equipment and crew to site, preparing surfaces to be lined, applying the above materials to the prepared surfaces, and performing a visual inspection. Any additional square footage will be charged accordingly.

**Owner and/or General Contractor is responsible:**

- Supply water to site free of charge.
- Heavy Debris removal from structures.
- Traffic control & permitting.
- Any Bypass pumping required.

If you have any questions concerning this quotation, Sam Hunt, (574) 806-3486, [sam.hunt@cbetcoating.com](mailto:sam.hunt@cbetcoating.com)

**THANK YOU FOR THE OPPORTUNITY!!**



**UNDERGROUND TECH**  
REPAIR - RENOVATE - RESOLVE

## **Clarifier Coating Quote** **City of Mendota**

May 19, 2022

Thank you for contacting Underground Tech for your rehabilitation needs. Based on the information we now possess, including both verbal and written, we are pleased to submit our proposal for providing materials and services for the above referenced project.

### **Scope of Service**

To meet the requirements of this project, we propose to furnish the following items:

1. Mobilize and demobilize crew, equipment, and materials to the project location.
2. Clean and prepare structure.
3. Line clarifier with Mainstay Composite Liner

**The above scope of service and the following pricing is subject to adjustment if the actual job site conditions and quantities differ from the requirements and conditions known to us at time of this proposal.**

541.990.2791

1901 Strawberry Ln.  
Lebanon, Or. 97355

info@undergroundtech.net

**WWW.UNDERGROUNDTECH.NET**



## **UNDERGROUND TECH**

REPAIR - RENOVATE - RESOLVE

### **Terms and Conditions**

- If General Contractor is selected as apparent low bidder, General Contractor shall contact Underground Tech within 5 business days of bid date if GC is the apparent low bidder and if the quote by Underground Tech is acceptable.
- Customer shall provide a suitable roadway for access of our service vehicles.
- All permits, inspection, licensure and environmental shall be provided by others.
- Protection of Underground Tech equipment shall be provided by others.
- Underground Tech is unaffiliated, any union and trade agreements shall be by others.
- Underground Tech is not liable for any damage or failure after initial satisfactory completion of said work.
- Contracts must be signed and in place prior to any commencement of work by Underground Tech.
- Prices are based on "tax exempt". If project is prevailing wage, wage rates shall be provided. Tax exempt certification and prevailing wage rates shall be provided with the Purchase Order.
- Prices are based on non-prevailing wages.
- Delays on-site shall be billed per appropriate hourly rates. Any overtime will be billed at 1.5 times the hourly rate.
- If agreement is terminated after Underground Tech has mobilized or materials ordered, you will be invoiced for any out-of-pocket costs incurred.
- Upon completion, payment is due on the 20<sup>th</sup> of the following month, no retainage, 1-1/2% interest per month will be assessed on past due invoices.

541.990.2791

1901 Strawberry Ln.  
Lebanon, Or. 97355

info@undergroundtech.net

**WWW.UNDERGROUNDTECH.NET**





# UNDERGROUND TECH

REPAIR - RENOVATE - RESOLVE

## Closing

We thank you for the opportunity to offer this proposal and look forward to providing this service. If you have any need for further assistance, please do not hesitate to contact me at 541-990-2791.

Sincerely,

Doug Troyer, Owner  
Underground Tech

## ACCEPTANCE OF QUOTE

**SIGNATURE** \_\_\_\_\_

**PRINTED NAME & TITLE** \_\_\_\_\_

**DATE** \_\_\_\_\_

PLEASE SIGN AND EMAIL TO [doug@undergroundtech.net](mailto:doug@undergroundtech.net) FOR ACCEPTANCE OF THIS QUOTE

541.990.2791

1901 Strawberry Ln.  
Lebanon, Or. 97355

info@undergroundtech.net

[WWW.UNDERGROUNDTECH.NET](http://WWW.UNDERGROUNDTECH.NET)



# UNDERGROUND TECH

REPAIR - RENOVATE - RESOLVE

## Proposal

Underground Tech proposes to offer these services for the following cost(s):

Item No:	Description	Qty.	U/M	Each	Amount
1	Mobilization	1	LS	\$30,000.00	\$30,000.00
2	Clarifier Coating	450	SQFT	\$350.00	\$157,500.00
<b>Total:</b>					<b>\$187,500.00</b>

We will expect that the following will be furnished to Underground Tech at no cost to us:

- 1. Free and legal access to the project site.**
- 2. All approvals and permits as applicable.**
- 3. Any bypass pumping required.**
- 4. Traffic control other than cones.**
- 5. Labor and materials associated with site restoration.**
- 6. Washout area for mortar equipment.**

541.990.2791

1901 Strawberry Ln.  
Lebanon, Or. 97355

info@undergroundtech.net

[WWW.UNDERGROUNDTECH.NET](http://WWW.UNDERGROUNDTECH.NET)

**BEFORE THE CITY COUNCIL  
OF THE  
CITY OF MENDOTA, COUNTY OF FRESNO**

**A RESOLUTION OF THE CITY COUNCIL  
OF THE CITY OF MENDOTA APPROVING  
THE ESTIMATE AND AUTHORIZING  
H&R UNDERGROUND TO RECOAT  
THE LINING OF THE INFLUENT CHANNEL  
AT THE WASTEWATER TREATMENT  
FACILITY**

**RESOLUTION NO. 22-30**

***WHEREAS***, the Wastewater Treatment Plant has channel walls (Parshall Flume) that flow water to the City of Mendota's (the "City") treatment ponds; and

***WHEREAS***, the deterioration of the epoxy liners on the walls has compromised the concrete of the influent channel walls; and

***WHEREAS***, the City requested estimates for the influent channel walls to be recoated with epoxy spray-on liner, and, due to wear and tear over the years, it is necessary to recoat these walls as soon as possible to prevent emergent, irreversible damage; and

***WHEREAS***, the City obtained three estimates for the repair services required, and the bid from H&R Underground, which is the most qualified bidder, represents a reasonable cost for the services requested.

***NOW, THEREFORE, BE IT RESOLVED***, by the City Council of the City of Mendota that the City Council hereby approves the estimate and authorizes H&R Underground to proceed with recoating the influent channel walls at the Wastewater Treatment Plant Facility.

***BE IT FURTHER RESOLVED***, that the City Council of the City of Mendota hereby authorizes the City Manager, or his designee, to execute all necessary documents in connection with the work contemplated herein.

\_\_\_\_\_  
Rolando Castro, Mayor



ATTEST:

I, Celeste Cabrera-Garcia, City Clerk of the City of Mendota, do hereby certify that the foregoing resolution was duly adopted and passed by the City Council at a regular meeting of said Council, held at the Mendota City Hall on the 24<sup>th</sup> day of May, 2022, by the following vote:

**AYES:**

**NOES:**

**ABSENT:**

**ABSTAIN:**

---

Celeste Cabrera-Garcia, City Clerk

---

---

**AGENDA ITEM – STAFF REPORT**

---

---

**TO:** HONORABLE MAYOR AND COUNCILMEMBERS  
**FROM:** CRISTIAN GONZALEZ, CITY MANAGER  
**SUBJECT:** FISCAL YEAR 2022-2023 PROPOSED BUDGET  
**DATE:** MAY 24, 2022

---

**ISSUE**

Shall the City Council review the proposed budget draft for Fiscal Year 2022-2023 and provide feedback to staff to bring forth a final draft?

**BACKGROUND**

The budget for the City of Mendota is the financial representation of the City Council's goals and priorities together with costs to conduct business from July 1, 2022 through June 30, 2023. Mendota's budget is conveyed in two categories: the General Fund and Enterprise Funds.

The General Fund generates its revenues primarily from property tax, sales tax, and fees. From those revenue streams, the City is able to provide city administration, public safety, finance services, street and park maintenance, and general support operations.

As for the Enterprise Funds, there are the City's water, sewer, refuse, aviation, donation, streets, community facilities district, and the newly approved landscape and lighting maintenance district. Funds consist of user fees for water and sewer service, or specialized voter-approved taxes. The Enterprise Funds are primarily collected and restricted to be expended solely on what it was collected for.

**ANALYSIS**

The current economic situation poses inflation concerns. This, along with supply chain issues and increased interest rates, has created major challenges for any projects moving forward. While uncertainty is amongst us, still, the filing of the 2022-2023 Fiscal Year Budget will represent considerable projects amongst all departments. While the short- and long-term economic effects of the pandemic are expected to be substantial throughout the country, the City of Mendota is positioned to demonstrate, once again, its resilience and efficiency as it relates to City operations but thanks to an aggressive minded council that opened their doors to cannabis, we are in a strong fiscal position. While cannabis has had its challenges, the public benefit fees received so far are significant. Each year the City expects to gain at least 1.3 million dollars in public benefit fees. This allows the City to be competitive in all sectors.

With the leadership of our City Council, the city is able to implement the following projects, despite being in the tail end of a global pandemic. This is in part to franchise fees, grant funding, and property taxes. This budget draft includes the Council's priority projects such as a repairing the irrigation system at the Pool Park (\$275,000) public safety camera system installed

throughout town (\$35,000), replenishing the emergency general fund (\$50,000), and parks improvements (\$800,000).

Other on-going projects, such as the new automatic water meters for all users, phase II of the Rojas-Pierce Park Expansion Project (\$550,000), citywide railroad corridor crossing improvements, and other street projects will be moving to this fiscal year's budget. This budget includes the improved school pedestrian crossing on Belmont Avenue for the Junior High School (\$158,000) and a citywide safe route to school master plan (\$110,000).

Our grant projects to be implemented for this fiscal year budget will include funding from Proposition 64, Department of Justice, San Joaquin Valley Air Pollution Control District, California Department of Housing and Community Development, the County of Fresno Community Development Grant and California Department of Parks and Recreation. These projects are the Community Resource Officers focusing on Youth Development/Prevention and Intervention, Public Benefit Grant Program, SB Planning Grant for City Hall front counter improvements, and the Rojas-Pierce Park Expansion.

Street projects include improvements to sections of Kate, Riofrio and Stamoules Streets. Planning and engineering services for the roundabout at highways 180 and 33 will begin during this upcoming fiscal year as well.

Infrastructure projects include a booster station with tanks, an upgrade to stand by well #5, a recycled water irrigation system for Pool Park and a backwash water recycling project for the water treatment plant.

A major priority project is funding a new Police Station with new City Council Chambers. The city went through a guaranteed maximum price (GMP) process and was quoted 3 million dollars over budget for a Police Station and City Hall combined and since there was only one contractor that gave a GMP the city council directed staff to change the scope of a project to a Police Station and Council Chambers only and then go out to rebid the project through a formal low responsible bidder process. Though the city is expecting to go to bid soon interest rates have quickly increased, and supply shortages have worsened so we can only hope for the best but be prepared for the worse. Funding from various special Senator allocations have provided close to 3 million dollars towards the project and there is another 1.5 million being considered in the States budget to help get us across that finish line. Currently the Police Department operates out of an old cold storage office building on the east side of town.

In terms of personnel, there is a glaring need for additional help in all departments.

During the 2021-2022 fiscal year, with the addition of the La Colonia subdivision, which includes over 80 new homes and with the Rojas-Pierce Park expansion, there is a need for additional staffing. Additional staff is needed to focus on the parks, utilities services and on the increased number of streets that need to be maintained. As such, we are proposing three (3) additional positions in the Public Works Department, one (1) full time and the other two (2) temporary full-time and one (1) additional position in the Public Utilities Department. The Police Department anticipates recruiting one (1) new traffic officer to address the concerns about traffic

and police visibility in the community. This new officer would focus on enforcing traffic on Oller, Derrick, 7<sup>th</sup> and around the school sites as a primary duty.

Our Senior Center Coordinator position - which was frozen due to the City no longer having a facility to utilize and the lack of interest from applicants - is being brought back as a hybrid position that would also include the duty of coordinating recreational activities. The proposed position would be a temporary full-time position that would last one year long. If approved, the Council chambers can be used on as a temporary senior center for 2-3 days out of the week until a more permanent location can be secured.

City Hall staffing proposes to make our current temporary position a full-time position and proposes to add two (2) part time administrative assistant positions: one to assist with the new refuse and video court programs and the other to assist the City Clerk/Event Coordinator.

### **CONCLUSION**

This year we will continue to be more strategic than ever, leveraging local funds with outside resources, such as CDBG, CMAQ (congestion and mitigation air quality) grants, Proposition 64 and ATP (active transportation) grants amongst other grant funding in order to accomplish meaningful improvements in 2022-2023. Staff will also continue to attract economic development projects and grant funding opportunities.

### **RECOMMENDATION**

Staff recommends that the City Council direct staff to make appropriate changes.

### **Attachment(s):**

1. Exhibit "A" - Fiscal Year 2022-2023 Proposed Budget

## Exhibit A

**Proposed Budget for Fiscal Year 2022/23  
General Fund Revenues**

		Average Past 3 Years	Approved Budget FY 20/21	FY 21/22 Actual as of Apr-22	Approved Budget FY 21/22	Proposed Budget FY 22/23
<b><u>TAXES &amp; FINES:</u></b>						
01-3000-3010	Current Year Secured - Property Taxes	991,928	975,000	1,144,422	1,030,000	1,030,000
01-3000-3030	Prior Year Secured - Property Taxes	1,495	1,000	-	1,000	1,000
01-3000-3040	Current Year Unsecured - Property Taxes	14,820	13,100	19,755	14,000	15,000
01-3000-3050	Prior Year Unsecured - Property Taxes	1,867	1,200	96	2,000	1,000
01-3000-3070	Home Owner Apportionment - Property Taxes	2,793	1,300	1,401	1,300	1,300
01-3000-3150	Transfer Tax - Property Taxes	15,033	10,000	13,177	10,000	11,000
01-3100-3110	Sales Tax & Use Tax	735,134	616,000	606,688	520,000	685,000
01-3100-3120	Franchise Fees	461,761	512,000	983,039	665,000	665,000
01-3100-3130	Business License Tax	83,740	79,000	94,808	79,000	90,000
01-3100-3140	Transient Tax	3,742	3,000	3,380	3,000	3,000
01-3200-3210	Animal License Tax	2,506	3,000	4,095	4,000	4,000
01-3300-3310	Vehicle Fines	41,322	33,500	31,463	33,500	33,500
01-3300-3320	Code Enforcement Fees	13,569	6,000	14,614	20,000	13,000
01-3300-3340	Police Services	7,276	4,000	6,661	2,000	7,000
01-3300-3351	Police Administration Fees	6,577	6,500	5,501	4,500	6,500
01-3300-3359	Vehicle Impound Fees	29,728	17,000	28,418	25,000	25,000
01-3300-3362	DUI	14,584	10,000	12,250	10,000	12,000
01-3800-3350	Parking Citation	14,574	8,000	17,510	10,000	15,000
	<b>TOTAL TAXES &amp; FINES</b>	<b>2,442,449</b>	<b>2,299,600</b>	<b>2,987,277</b>	<b>2,434,300</b>	<b>2,618,300</b>
<b><u>REVENUES FROM USE OF MONEY OR PROPERTY:</u></b>						
01-3400-3410	Investment Interest	3,334	500	6,742	1,500	1,500
01-3400-3420	Rental Income	93,214	101,000	85,417	101,000	101,000
	<b>TOTAL REVENUE MONEY &amp; PROPERTY</b>	<b>96,547</b>	<b>101,500</b>	<b>92,159</b>	<b>102,500</b>	<b>102,500</b>
<b><u>INTER-GOVERNMENTAL AGENCIES:</u></b>						
01-3100-3115	Local Public Safety AB2788	43,809	-	51,491	47,156	48,000
01-3500-3580	Public Safety	8,333	10,500	-	10,500	10,500
01-3500-3600	Grants	157,890	450,429	1,445,880	1,086,336	865,429
01-4000-3520	Reimbursements	237,644	228,029	75,063	255,000	255,000
	<b>TOTAL INTER-GOV. AGENCIES</b>	<b>447,677</b>	<b>688,958</b>	<b>1,572,433</b>	<b>1,398,992</b>	<b>1,178,929</b>
<b><u>SERVICES:</u></b>						
01-3800-3890	Debit Card Services	2,731	2,500	2,104	2,500	2,500
01-3800-3810	Planning/Engineering (Pass-Thru)	132,454	50,000	63,170	50,000	60,000
01-3200-3228	Plan Check Fees	59,289	40,000	74,045	40,000	50,000
01-3800-3860	Street Sweeping	14,553	14,553	7,277	14,553	14,553
01-3200-3220	Building Fees	90,618	40,000	87,320	40,000	60,000
01-3222-4650	Encroachment Permits	10,134	10,000	3,113	10,000	4,000
	<b>TOTAL SERVICES</b>	<b>309,779</b>	<b>157,053</b>	<b>237,028</b>	<b>157,053</b>	<b>191,053</b>
<b><u>OTHER REVENUES:</u></b>						
01-4000-4010	Sale of Property	40,374	4,000	-	4,000	2,000
01-4000-0000		-	-	-	-	-
01-4000-4060	Over/Short	77	-	297	-	-
01-4000-4650	Capital Contributions	29,510	6,000	109,587	6,000	6,000
	<b>TOTAL OTHER REVENUE</b>	<b>69,961</b>	<b>10,000</b>	<b>109,884</b>	<b>10,000</b>	<b>8,000</b>
01-3900-3903	<b>TRANSFER</b>	234,862	389,518	-	336,029	456,029
	<b>TOTAL GENERAL FUND REVENUES</b>	<b>3,601,275</b>	<b>3,646,629</b>	<b>4,998,781</b>	<b>4,438,874</b>	<b>4,554,811</b>

**Proposed Budget for Fiscal Year 2022/23  
General Fund Expenditures**

<b>Fund</b>	<b>Description</b>	<b>Average Past 3 Years</b>	<b>Approved Budget FY 20/21</b>	<b>FY 21/22 Actual as of Apr-22</b>	<b>Approved Budget FY 21/22</b>	<b>Proposed Budget FY 22/23</b>
	<b>SALARIES &amp; OVERTIME</b>					
01-xxx-5010	Salaries, Regular	1,004,886	1,056,562	1,064,080	1,290,655	1,380,929
01-xxx-5060	Overtime	73,881	59,350	76,381	59,350	75,350
	<b>Total Salaries &amp; Overtime</b>	<b>1,078,767</b>	<b>1,115,912</b>	<b>1,140,462</b>	<b>1,350,005</b>	<b>1,456,279</b>
	<b>FRINGE BENEFITS</b>					
01-xxx-5900	Uniform	12,546	12,700	8,301	14,760	15,900
01-xxx-6050	Retirement	36,301	39,065	38,525	72,460	72,643
01-xxx-6060	Health & Life Insurance	237,376	286,272	183,858	280,548	266,379
01-xxx-6070	F.I.C.A./Medicare	84,725	85,375	122,584	103,278	109,579
01-xxx-6080	Workers Compensation	147,371	148,920	149,430	190,190	195,960
01-xxx-6090	Unemployment Insurance	6,370	3,000	5,530	6,000	7,500
01-xxx-6100	Disability Insurance	11,382	12,052	18,623	14,579	15,557
	<b>Total Fringe Benefits</b>	<b>536,071</b>	<b>587,384</b>	<b>526,852</b>	<b>681,815</b>	<b>683,518</b>
	<b>CONTRACT SERVICES</b>					
01-xxx-5100	Election	2,997	2,800	-	2,800	3,000
01-xxx-5820	Legal Services	76,681	124,500	206,116	73,500	113,740
01-xxx-5821	Engineering Services	18,108	18,000	12,000	18,000	18,000
01-xxx-5840	Audit	12,344	11,000	11,723	11,000	12,000
01-xxx-5860	Contract Services - Dispatch	121,533	117,600	97,437	166,056	176,796
01-xxx-5850	Contract Services	169,532	267,190	269,939	369,015	553,945
01-xxx-5851	Contract Services (Pass-Thru)	130,950	50,000	80,445	50,000	50,000
01-xxx-5400	Lab Fees	2,188	2,000	370	2,000	500
01-xxx-5810	Abatement	3,301	8,000	1,545	7,000	7,000
	<b>Total Contract Services</b>	<b>537,634</b>	<b>601,090</b>	<b>679,574</b>	<b>699,371</b>	<b>934,981</b>
	<b>COMMUNICATION</b>					
01-xxx-5200	Telephone / Radio's	32,615	29,180	32,117	29,500	35,156
01-xxx-5360	Postage	3,962	3,530	3,503	3,420	3,730
	<b>Total Communication</b>	<b>36,577</b>	<b>32,710</b>	<b>35,620</b>	<b>32,920</b>	<b>38,886</b>
	<b>SUPPLIES</b>					
01-xxx-5350	Office Supplies	10,961	8,750	5,225	9,200	7,500
01-xxx-5800	Special Department Supplies	53,324	37,400	29,200	47,800	45,867
	<b>Total Supplies</b>	<b>64,285</b>	<b>46,150</b>	<b>34,425</b>	<b>57,000</b>	<b>53,367</b>
	<b>FUEL &amp; UTILITY</b>					
01-xxx-5500	Fuel	16,375	19,434	20,869	17,534	22,700
01-xxx-5150	Utilities	37,289	33,740	27,125	29,000	32,000
	<b>Total Fuel &amp; Utility</b>	<b>53,664</b>	<b>53,174</b>	<b>47,993</b>	<b>46,534</b>	<b>54,700</b>
	<b>REPAIR &amp; MAINTENANCE</b>					
01-xxx-5450	Vehicle Maintenance/Operations	23,668	20,200	19,132	22,650	23,815
01-xxx-5460	Facility Repair	36,436	51,620	35,772	31,053	47,500
01-xxx-5600	Office Equipment Maintenance	3,902	2,124	6,432	3,500	6,500
	<b>Total Repair &amp; Maintenance</b>	<b>64,006</b>	<b>73,944</b>	<b>61,337</b>	<b>57,203</b>	<b>77,815</b>
01-xxx-6110	<b>P &amp; GL INSURANCE</b>	<b>5,558</b>	<b>7,411</b>	<b>10,155</b>	<b>10,166</b>	<b>10,200</b>



**Proposed Budget for Fiscal Year 2022/23  
General Fund Expenditures**

<b>Fund</b>	<b>Description</b>	<b>Average Past 3 Years</b>	<b>Approved Budget FY 20/21</b>	<b>FY 21/22 Actual as of Apr-22</b>	<b>Approved Budget FY 21/22</b>	<b>Proposed Budget FY 22/23</b>
01-xxx-6300	<b>MEETINGS/TRAVEL/TRAINING</b>	<b>17,636</b>	<b>19,300</b>	<b>16,412</b>	<b>19,100</b>	<b>21,900</b>
	<b>OTHER EXPENDITURES</b>					
01-xxx-5300	Advertising & Publication	5,535	4,900	1,987	4,600	2,650
01-xxx-5950	Rent/Lease of Equip./ PD Bld.	48,587	67,500	36,135	54,500	54,000
01-xxx-6200	Principal	30,155	25,358	28,640	24,555	24,555
01-xxx-6210	Bonds-Interest	9,055	-	1,360	-	-
01-xxx-6211	Interest Expense	10,470	9,425	-	5,445	5,445
01-xxx-6250	Memberships & Dues	8,581	7,233	5,984	7,358	7,383
01-xxx-6305	K-9 Progam	-	-	862	1,900	1,200
01-xxx-6310	Proposition 64	-	-	25,300	82,850	83,000
01-xxx-6400	Taxes and Assessments	293	453	283	453	300
01-xxx-6510	Community Promotion	907	1,000	130	600	600
01-xxx-xxx	Transfer	-	-	-	-	50,000
01-xxx-7000	American Rescue Plan	-	-	440,472	517,500	-
	<b>Total Other Expenditures</b>	<b>113,583</b>	<b>115,869</b>	<b>541,153</b>	<b>699,761</b>	<b>229,133</b>
01-xxx-6500	<b>CAPITAL OUTLAY</b>	<b>388,724</b>	<b>1,046,325</b>	<b>94,171</b>	<b>785,000</b>	<b>906,750</b>
	<b>TOTAL General Fund EXPENDITURES</b>	<b>2,896,505</b>	<b>\$ 3,699,269</b>	<b>\$ 3,188,152</b>	<b>4,438,875</b>	<b>4,467,529</b>

**Proposed Budget for Fiscal Year 2022/23**  
**GENERAL FUND - EXPENDITURES**

Fund	Description	Average Past 3 Years	Approved Budget FY 20/21	FY 21/22 Actual as of Apr-22	Approved Budget FY 21/22	Proposed Budget FY 22/23
City Council						
01-5060-5010	Salaries, Regular	17,900	18,000	15,000	18,000	18,000
01-5060-5100	Elections	2,997	2,800	-	2,800	3,000
01-5060-5200	Telephone	1,312	1,300	1,753	1,300	1,900
01-5060-5350	Office Supplies	629	350	31	900	200
01-5060-6060	Health & Life Insurance	46,192	68,635	37,610	62,958	65,437
01-5060-6070	F.I.C.A. / Medicare	2,032	1,377	1,530	1,377	1,377
01-5060-6100	Disability Insurance	274	194	232	194	194
01-5060-6300	Meetings/Travel/Training	7,246	8,000	10,004	7,500	8,000
01-5060-6510	Community Promotions	907	1,000	130	600	600
	Total Expenditures	<u>79,488</u>	<u>101,656</u>	<u>66,291</u>	<u>95,629</u>	<u>98,708</u>

**Proposed Budget for Fiscal Year 2022/23**  
**GENERAL FUND - EXPENDITURES**

Fund	Description	Average Past 3 Years	Approved Budget FY 20/21	FY 21/22 Actual as of Apr-22	Approved Budget FY 21/22	Proposed Budget FY 22/23
City Administration						
01-5070-5010	Salaries, Regular	60,237	72,855	63,801	83,145	99,423
01-5070-5200	Telephone	3,521	3,650	2,172	3,650	2,606
01-5070-5300	Advertising & Publication	4,654	3,500	1,987	3,500	2,500
01-5070-5350	Office Supplies	6,461	5,000	4,264	5,000	5,000
01-5070-5360	Postage	2,175	2,000	2,052	2,000	2,200
01-5070-5450	Vehicle Maintenance/Operations	378	200	841	200	900
01-5070-5600	Office Equipment Maintenance	3,902	2,124	6,432	3,500	6,500
01-5070-5800	Special Department Supplies	2,628	3,000	1,330	4,700	7,667
01-5070-5820	Legal Services	54,433	35,000	45,240	45,000	49,740
01-5070-5850	Contract Services/Fire Protection	107,871	197,000	209,220	310,812	484,045
01-5070-5950	Lease Payment	452	3,500	3,530	3,500	4,000
01-5070-6050	Retirement	4,289	5,515	4,423	6,429	7,427
01-5070-6060	Health & Life Insurance	9,365	15,003	9,839	14,254	13,907
01-5070-6070	F.I.C.A. / Medicare	4,465	5,573	38,230	6,361	7,606
01-5070-6080	Workers Compensation	9,194	9,881	8,332	11,871	13,712
01-5070-6090	Unemployment Insurance	304	1,000	2,518	1,000	2,500
01-5070-6100	Disability Insurance	600	787	5,945	898	1,074
01-5070-6250	Memberships & Dues	7,566	6,000	5,371	6,000	6,000
01-5070-6300	Meetings/Travel/Training	1,691	2,000	175	2,000	3,000
01-5070-6500	Capital Outlay	24,267	6,000	-	-	-
01-5070-7000	American Rescue Plan-Premium Pay	-	-	440,472	517,500	-
01-0000-000	Transfer	-	-	-	-	50,000
	Total Expenditures	<u>308,455</u>	<u>379,588</u>	<u>856,174</u>	<u>1,031,320</u>	<u>769,807</u>

**Proposed Budget for Fiscal Year 2022/23**  
**GENERAL FUND - EXPENDITURES**

Fund	Description	Average Past 3 Years	Approved Budget FY 20/21	FY 21/22 Actual as of Apr-22	Approved Budget FY 21/22	Proposed Budget FY 22/23
Finance Department						
01-5080-5010	Salaries, Regular	23,057	43,629	6,041	43,629	22,842
01-5080-5200	Telephone	233	130	349	250	350
01-5080-5350	Office Supplies	420	800	-	600	600
01-5080-5840	Audit Fee	12,344	11,000	11,723	11,000	12,000
01-5080-5900	Uniform	316	400	555	700	1,800
01-5080-6050	Retirement	1,518	3,373	66	3,373	412
01-5080-6060	Health & Life Insurance	1,968	2,910	-	2,910	5,420
01-5080-6070	F.I.C.A. / Medicare	1,752	3,338	462	3,338	1,747
01-5080-6080	Workers Compensation	3,470	5,917	770	6,229	3,142
01-5080-6100	Disability Insurance	228	471	72	471	247
01-5080-6250	Memberships & Dues	317	433	265	433	433
01-5080-6300	Meetings/Travel/Training	280	400	-	600	1,500
	Total Expenditures	<u>45,903</u>	<u>72,801</u>	<u>20,303</u>	<u>73,533</u>	<u>50,493</u>

**Proposed Budget for Fiscal Year 2022/23  
GENERAL FUND - EXPENDITURES**

Fund	Description	Average Past 3 Years	Approved Budget FY 20/21	FY 21/22 Actual as of Apr-22	Approved Budget FY 21/22	Proposed Budget FY 21/22
Planning & Engineering						
01-5110-5010	Salaries - Regular	6,140	-	100	3,600	3,600
01-5110-5300	Advertising & Publications	683	1,000	-	700	-
01-5110-5800	Special Dept. Supplies	56	-	-	-	-
01-5110-5821	Engineering	18,108	18,000	12,000	18,000	18,000
01-5110-5850	Contract Services	14,178	28,000	29,747	15,000	30,000
01-5110-5851	Contract Services (Pass-Thru)	130,950	50,000	80,445	50,000	50,000
01-5110-6050	Retirement	370	-	8	-	-
01-5110-6060	Health & Life	498	-	-	-	-
01-5110-6070	F.I.C.A. / Medicare	470	-	7	275	275
01-5110-6080	Workers Compensation	873	-	7	526	498
01-5110-6100	Disability Insurance	57	-	1	39	39
01-5110-6300	Travel/Meetings	11	-	-	-	-
01-5110-6500	Capital Outlay	-	160,000	-	160,000	160,000
	Total Expenditures	<u>172,396</u>	<u>257,000</u>	<u>122,313</u>	<u>248,140</u>	<u>262,412</u>

**Proposed Budget for Fiscal Year 2022/23**  
**GENERAL FUND - EXPENDITURES**

Fund	Description	Average Past 3 Years	Approved Budget FY 20/21	FY 21/22 Actual as of Apr-22	Approved Budget FY 21/22	Proposed Budget FY 22/23
Police						
01-6150-5010	Salaries - Regular	624,673	648,021	592,420	664,323	650,065
01-6150-5020	Salaries - Part - Time	36,529	78,922	96,411	192,608	245,925
01-6150-5060	Overtime	64,676	55,000	66,548	55,000	65,000
01-6150-5150	Utilities	20,721	17,000	14,033	15,000	16,000
01-6150-5200	Telephone	27,349	24,000	27,842	24,000	30,000
01-6150-5300	Advertising & Publication	198	400	-	400	150
01-6150-5350	Office Supplies	2,602	2,000	733	2,000	1,000
01-6150-5360	Postage	1,615	1,400	1,328	1,300	1,400
01-6150-5400	Lab Fees	2,188	2,000	370	2,000	500
01-6150-5450	Vehicle Maintenance/Operations	16,727	13,500	14,259	17,000	17,000
01-6150-5460	Facility Repair / Maint.	1,323	1,000	302	1,000	500
01-6150-5500	Fuel	14,123	17,000	18,296	15,000	19,000
01-6150-5800	Special Department Supplies	22,853	15,000	6,397	25,200	15,000
01-6150-5820	Legal Services	14,197	85,000	122,487	25,000	25,000
01-6150-5850	Contract Services	25,611	22,000	20,711	23,000	23,000
01-6150-5860	Contract Services Dispatch	121,533	117,600	97,437	166,056	176,796
01-6150-5900	Uniform	11,157	11,400	6,535	12,600	12,000
01-6150-5950	Lease Payment	48,135	51,000	32,605	51,000	50,000
01-6150-6050	Retirement	12,895	18,262	12,888	42,985	40,935
01-6150-6060	Health & Life	147,328	156,168	109,454	143,411	131,657
01-6150-6070	F.I.C.A. / Medicare	57,032	59,818	59,411	69,763	72,750
01-6150-6080	Workers Compensation	100,822	106,053	103,102	130,202	130,895
01-6150-6090	Unemployment Insurance	6,066	2,000	3,013	5,000	5,000
01-6150-6100	Disability Insurance	7,698	8,445	8,984	9,849	10,271
01-6150-6110	P & GL Insurance	3,582	4,666	6,394	6,405	6,400
01-6150-6250	Memberships & Dues	699	800	348	800	550
01-6150-6300	Meetings/Travel	8,010	8,000	5,346	8,000	8,000
01-6150-6500	Capital Outlay	92,808	159,000	1,288	50,000	131,750
	Total Expenditures	1,493,149	1,685,455	1,428,943	1,758,902	1,886,544

**Proposed Budget for Fiscal Year 2022/23  
GENERAL FUND - EXPENDITURES**

Fund	Description	Average 3 Years	Approved Budget FY 20/21	FY 21/22 Actual as of Apr-22	Approved Budget FY 21/22	Proposed Budget FY 22/23
Code Enforcement						
01-6160-5010	Salaries	27,525	26,462	58,909	98,364	96,775
01-6160-5060	Overtime	335	500	1,608	500	500
01-6160-5360	Postage	173	130	123	120	130
01-6160-5450	Vehicle Maintenance/Operations	92	750	275	200	300
01-6160-5500	Fuel	386	534	558	534	600
01-6160-5800	Special Department Supplies	1,086	600	-	200	200
01-6160-5810	Abatement	3,301	8,000	1,545	7,000	7,000
01-6160-5820	Legal Services	8,051	4,500	38,388	3,500	39,000
01-6160-5850	Contract Services	240	100	0	100	100
01-6160-5900	Uniform	394	200	496	480	550
01-6160-6050	Retirement	1,865	2,046	4,453	7,606	6,630
01-6160-6060	Health & Life Insurance	2,413	2,786	5,306	37,875	15,278
01-6160-6070	F.I.C.A. / Medicare	2,281	2,063	4,834	7,564	7,441
01-6160-6080	Workers Compensation	3,007	3,657	8,097	14,115	13,480
01-6160-6100	Disability Insurance	308	291	721	1,068	1,051
01-6160-6300	Travel/Meeting	38	300	-	300	300
01-6160-6310	Proposition 64	-	-	25,300	82,850	83,000
	Total Expenditures	<u>51,494</u>	<u>52,919</u>	<u>150,613</u>	<u>262,376</u>	<u>272,335</u>

**Proposed Budget for Fiscal Year 2022/23  
GENERAL FUND - EXPENDITURES**

Fund	Description	Average Past 3 Years	Approved Budget FY 20/21	FY 21/22 Actual as of Apr-22	Approved Budget FY 21/22	Proposed Budget FY 22/23
Animal Control						
01-6170-5010	Salaries	23,918	26,462	22,783	28,358	19,592
01-6170-5060	Overtime	864	850	835	850	850
01-6170-5450	Vehicle Maintenance/Operations	956	750	91	750	400
01-6170-5460	Facility Repair/Maintenance	1,089	500	912	500	1,000
01-6170-5500	Fuel	319	400	418	500	500
01-6170-5800	Special Department Supplies	1,776	2,800	2,282	2,500	2,500
01-6170-5850	Contract Services	12,608	9,000	1,350	1,500	1,500
01-6170-5900	Uniform	322	200	443	480	550
01-6170-6050	Retirement	1,845	1,996	1,711	2,193	865
01-6170-6060	Health & Life Insurance	3,171	2,786	1,359	2,786	4,101
01-6170-6070	F.I.C.A. / Medicare	1,991	2,097	1,801	2,235	1,563
01-6170-6080	Workers Compensation	3,541	3,718	3,360	4,170	2,812
01-6170-6100	Disability Insurance	271	296	272	315	221
01-6170-6300	Travel/Meeting	359	200	887	200	600
01-6170-6305	K-9 Program Expenses	-	-	862	1,900	1,200
01-6170-6500	Capital Outlay	-	-	51,664	-	0
	Total Expenditures	<u>53,029</u>	<u>52,055</u>	<u>91,032</u>	<u>49,237</u>	<u>38,254</u>



**Proposed Budget for Fiscal Year 2022/23**  
**GENERAL FUND - EXPENDITURES**

Fund	Description	Average Past 3 Years	Approved Budget FY 20/21	FY 21/22 Actual as of Apr-22	Approved Budget FY 21/22	Proposed Budget FY 22/23
Building Department						
01-7180-5010	Salaries	37,374	43,148	37,929	45,677	37,505
01-7180-5350	Office Supplies	130	-	-	-	-
01-7180-5500	Fuel	428	500	523	500	600
01-7180-5800	Special Department Supplies	585	1,000	564	200	500
01-7180-5850	Contract Services	116	1,000	-	400	-
01-7180-6050	Retirement	2,535	3,336	2,070	3,286	2,802
01-7180-6060	Health & Life Insurance	4,677	6,762	699	2,262	4,106
01-7180-6070	F.I.C.A./Medicare	2,556	3,301	2,131	3,494	2,869
01-7180-6080	Workers Compensation	6,258	5,852	4,945	6,522	5,159
01-7180-6100	Disability Insurance	307	466	248	493	405
01-7180-6200	Bond Principal	15,938	23,259	28,640	24,555	24,555
01-7180-6210	Bond Interest	9,055	-	1,360	-	-
01-7180-6211	Interest Expense	9,490	6,741	-	5,445	5,445
	Total Expenditures	<u>89,449</u>	<u>95,365</u>	<u>79,109</u>	<u>92,834</u>	<u>83,946</u>

**Proposed Budget for Fiscal Year 2022/23**  
**GENERAL FUND - EXPENDITURES**

Fund	Description	Average Past 3 Years	Approved Budget FY 20/21	FY 21/22 Actual as of Apr-22	Approved Budget FY 21/22	Proposed Budget FY 22/23
Buildings & Grounds						
01-7250-5010	Salaries	143,124	86,063	170,686	92,567	153,818
01-7250-5060	Overtime	8,006	3,000	7,391	3,000	9,000
01-7250-5150	Utilities	15,130	15,140	13,092	14,000	16,000
01-7250-5450	Vehicle Maintenance/Operations	5,094	5,000	3,666	4,500	5,215
01-7250-5460	Facility Repair/Maintenance	34,024	50,000	34,558	29,553	46,000
01-7250-5500	Fuel	1,120	1,000	1,074	1,000	2,000
01-7250-5800	Special Department Supplies	24,340	15,000	18,627	15,000	20,000
01-7250-5850	Contract Services	8,639	9,870	8,910	18,203	15,000
01-7250-5900	Uniform	357	500	271	500	1,000
01-7250-5950	Lease Payment	-	13,000	-	0	-
01-7250-6050	Retirement	10,970	4,537	12,907	6,588	11,078
01-7250-6060	Health & Life Insurance	21,766	31,222	19,590	14,092	26,473
01-7250-6070	F.I.C.A./Medicare	11,808	6,813	14,179	7,311	11,397
01-7250-6080	Workers Compensation	19,557	12,079	20,818	13,645	21,670
01-7250-6100	Disability Insurance	1,597	962	2,147	1,032	1,694
01-7250-6110	Property & General Liability	1,975	2,745	3,761	3,761	3,800
01-7250-6200	Principal	14,217	2,099	-	-	-
01-7250-6211	Interest	981	2,684	-	-	-
01-7250-6400	Taxes & Assessments	293	453	283	453	300
01-7250-6500	Capital Outlay	271,649	721,325	41,219	575,000	615,000
	Total Expenditures	<u>594,647</u>	<u>983,492</u>	<u>373,179</u>	<u>800,205</u>	<u>959,445</u>

**Proposed Budget for Fiscal Year 2022/23**  
**GENERAL FUND - EXPENDITURES**

Fund	Description	Average Past 3 Years	Approved Budget FY 20/21	FY 21/22 Actual as of Apr-22	Approved Budget FY 21/22	Proposed Budget FY 22/23
<u>Administrative Services</u>						
<u>Senior Center &amp; Recreation</u>						
01-8320-5010	Salaries	4,408	13,000	-	20,384	33,384
01-8320-5150	Utilities	1,438	1,600	-	0	-
01-8320-5200	Telephone	199	100	-	300	300
01-8320-5350	Office Supplies	140	300	-	300	300
01-8320-5460	Building Operations S/M	-	120	-	0	-
01-8320-5850	Contract Services	270	220	-	0	300
01-8320-6050	Retirement	13	-	-	0	2,494
01-8320-6070	F.I.C.A./Medicare	337	995	-	1,560	2,554
01-8320-6080	Workers Compensation	647	1,763	-	2,910	4,592
01-8320-6100	Disability Insurance	43	140	-	220	361
01-8320-6300	Travel/Meetings	-	-	-	100.00	-
	Expenditures	<u>7,496</u>	<u>18,238</u>	<u>-</u>	<u>25,774</u>	<u>44,285</u>
<u>Human Resources</u>						
01-8321-5350	Office Supplies	579	300	195	400	400
01-8321-6250	Memberships/Dues	-	-	-	125	400
01-8321-6300	Travel/Meetings	476	400	-	400	500
	Expenditures	<u>1,055</u>	<u>700</u>	<u>195</u>	<u>925</u>	<u>1,300</u>
	Total Expenditures	<u><u>8,551</u></u>	<u><u>18,938</u></u>	<u><u>195</u></u>	<u><u>26,699</u></u>	<u><u>45,585</u></u>

**Proposed Budget for Fiscal Year 2022/23  
REFUSE OPERATION FUND**

Fund	Description	Average Past 3 Years	Approved Budget FY 20/21	FY 21/22 Actual as of Apr-22	Approved Budget FY 21/22	Proposed Budget FY 22/23
Revenues						
13-3400-3410	Interest Income	-	-	-	-	-
13-4400	Refuse Service	767,848	680,502	595,153	680,502	1,113,147
13-3592-3890	State Grant	6,667	5,000	5,000	5,000	5,000
13-4000-4650	Misc Income	-	-	-	-	-
	<b>TOTAL REVENUES</b>	<u>774,515</u>	<u>685,502</u>	<u>600,153</u>	<u>685,502</u>	<u>1,118,147</u>
Expenditures						
13-7240-5010	Salaries, Regular	34,141	37,039	41,310	43,963	67,635
13-7240-5060	Overtime	1,156	500	546	500	500
13-7240-5374	State Grant	6,172	5,000	621	5,000	5,000
13-7240-5800	Special Department Supplies	194	500	130	500	9,250
13-7240-5840	Audit	1,038	1,230	732	1,230	800
13-7240-5850	Contract Services	673,569	605,509	524,870	605,509	890,514
13-7240-6050	Retirement	2,015	2,713	3,114	3,001	5,502
13-7240-6060	Health & Life Insurance	6,844	12,535	7,649	7,927	14,924
13-7240-6070	F.I.C.A./Medicare	2,632	2,864	3,227	3,402	5,212
13-7240-6080	Workers Compensation	5,172	5,078	5,332	6,348	9,472
13-7240-6100	Disability Insurance	353	404	489	480	736
	<b>Total Expenditures</b>	<u>733,285</u>	<u>673,372</u>	<u>588,020</u>	<u>677,860</u>	<u>1,009,545</u>
	<b>Excess of Revenues over Expenditures</b>	<u>41,230</u>	<u>12,130</u>	<u>12,133</u>	<u>7,642</u>	<u>108,602</u>

**Proposed Budget for Fiscal Year 2022/23**  
**SEWER OPERATION FUND**

Fund	Description	Average Past 3 Years	Approved Budget FY 20/21	FY 21/22 Actual as of Apr-22	Approved Budget FY 21/22	Proposed Budget FY 22/23
Revenues						
10-3400-3410	Interest Income	6,555	-	-	-	-
10-3500-3600	Grant	477	-	3,333	30,000	4,078,699
10-3900-3903	Transfer	44,785	-	-	388,800	200,000
10-4000-4650	Misc Revenue	9,613	-	500	-	-
10-4300-4200	Sewer Service	1,501,323	1,344,445	1,191,553	1,387,108	1,590,553
10-4200-4300	Connection Fee	12,722	4,000	3,847	4,000	4,000
	<b>TOTAL REVENUES</b>	<b>1,575,475</b>	<b>1,348,445</b>	<b>1,199,233</b>	<b>1,809,908</b>	<b>5,873,252</b>
Expenditures						
10-7210-5010	Salaries, Regular	261,571	405,552	281,347	478,419	491,104
10-7210-5060	Overtime	21,792	15,000	14,588	15,000	16,000
10-7210-5150	Utilities	134,851	116,668	28,225	65,000	34,000
10-7210-5200	Telephone	12,062	11,000	8,914	11,000	11,000
10-7210-5300	Advertising & Publication	2,011	2,000	1,060	1,500	1,500
10-7210-5350	Office Supplies	4,684	5,000	4,296	5,000	6,000
10-7210-5360	Postage	7,739	8,000	8,172	8,000	9,000
10-7210-5400	Lab Analysis	5,144	5,000	8,026	5,500	9,000
10-7210-5410	Chemicals	7,042	7,000	3,381	7,000	7,000
10-7210-5450	Vehicle Maintenance/Operations	12,110	13,000	7,409	6,000	10,717
10-7210-5460	Facility Repair / Maint.	78,536	180,000	65,131	188,000	194,750
10-7210-5500	Fuel	26,079	24,000	35,893	24,000	37,000
10-7210-5600	Office Equipment Maintenance	6,022	3,600	6,432	5,500	7,000
10-7210-5800	Special Department Supplies	14,838	25,000	15,813	16,000	17,666
10-7210-5820	Legal Services	37,436	31,372	24,224	31,372	31,372
10-7210-5821	Engineering Services	19,018	15,000	12,000	15,000	15,000
10-7210-5840	Audit	20,979	20,000	26,379	20,000	27,000
10-7210-5850	Contract Services	97,600	85,000	109,483	101,333	121,333
10-7210-5900	Uniform	3,975	3,700	3,822	4,500	5,000
10-7210-5950	Lease Payment	5,377	81,000	128,069	247,229	129,229
10-7210-6050	Retirement	15,752	28,636	19,393	36,729	39,349
10-7210-6060	Health & Life Insurance	68,578	81,188	50,518	85,600	102,082
10-7210-6070	F.I.C.A./Medicare	21,396	32,172	21,511	37,747	38,717
10-7210-6080	Workers Compensation	39,682	57,038	36,063	70,449	69,715
10-7210-6090	Unemployment Insurance	2,806	4,000	594	3,000	3,000
10-7210-6100	Disability Insurance	2,859	4,542	3,172	5,329	5,466
10-7210-6110	P & GL Insurance	2,363	3,567	4,325	4,330	4,330

**Proposed Budget for Fiscal Year 2022/23  
SEWER OPERATION FUND**

Fund	Description	Average Past 3 Years	Approved Budget FY 20/21	FY 21/22 Actual as of Apr-22	Approved Budget FY 21/22	Proposed Budget FY 22/23
10-7210-6200	Bond / Principle	227,956	180,000	75,701	191,081	55,000
10-7210-6210	Bond / Interest	30,007	198,853	2,041	187,969	132,326
10-7210-6211	Interest Expense	-	83,207	-	-	-
10-7210-6250	Memberships & Dues	16,212	12,500	15,534	12,500	17,000
10-7210-6300	Meetings/Travel/Training	1,129	1,100	-	2,500	3,666
10-7210-6400	Taxes & Assessment	751	900	801	850	850
10-7210-6500	Capital Outlay	338,350	90,995	791,739	345,800	4,518,699
	Total Expenditures	<u>1,546,707</u>	<u>1,835,590</u>	<u>1,814,056</u>	<u>2,239,237</u>	<u>6,170,871</u>
	FUND BALANCE:	<u>-</u>	<u>424,411</u>	<u>531,377</u>	<u>429,330</u>	<u>288,869</u>
	Excess of Revenues over Expenditures	<u>28,768</u>	<u>(62,734)</u>	<u>(83,446)</u>	<u>1</u>	<u>(8,750.00)</u>

**Proposed Budget for Fiscal Year 2022/23**  
**WATER OPERATION FUND**

Fund	Description	Average Past 3 Years	Approved Budget FY 20/21	FY 21/22 Actual as of Apr-22	Approved Budget FY 21/22	Proposed Budget FY 22/23
02-3400-3410	Interest Income	8,159	50	-	50	50
02-3500-3600	Grant	1,790,820	200,000	46,377	230,000	730,000
02-3900-3903	Transfer (ARPA)	-	6,020,331	1,136,605	2,458,111	1,000,000
02-4000-4650	Misc Income	146,130	1,500	52,736	1,500	1,500
02-4200-4201	Water Service	2,059,815	1,939,572	1,703,268	1,960,553	2,081,268
02-4200-4213	Repair Charge	3,198	2,500	4,393	2,500	2,500
02-4200-4300	Connection Fee	32,198	6,000	71,792	6,000	6,000
02-4200-4330	Penalty/Shut-Off	80,187	30,000	6,047	200	200
	<b>TOTAL REVENUES</b>	<b>4,120,508</b>	<b>8,199,953</b>	<b>3,021,217</b>	<b>4,658,914</b>	<b>3,821,518</b>
02-7220-5010	Salaries, Regular	369,865	437,829	341,791	526,130	502,705
02-7220-5060	Overtime	22,600	23,000	17,134	23,000	23,000
02-7220-5150	Utilities	403,457	345,886	287,865	345,886	345,886
02-7220-5200	Telephone	18,761	18,000	15,538	18,000	18,000
02-7220-5300	Advertising & Publication	2,007	2,400	1,060	1,200	1,200
02-7220-5350	Office Supplies	4,620	5,224	4,291	5,224	5,224
02-7220-5360	Postage	7,531	7,200	6,333	6,200	6,400
02-7220-5400	Lab Analysis	19,415	17,397	14,939	17,397	17,397
02-7220-5410	Chemicals	34,333	30,000	28,872	30,000	30,000
02-7220-5450	Vehicle Maintenance/Operations	11,604	9,000	5,407	9,000	11,717
02-7220-5460	Facility Repair / Maint.	32,551	85,000	106,696	234,500	206,250
02-7220-5500	Fuel	26,766	27,000	36,635	27,000	27,000
02-7220-5600	Office Equipment Maintenance	5,936	3,600	6,432	4,600	4,600
02-7220-5800	Special Department Supplies	44,883	73,000	33,147	50,000	51,867
02-7220-5820	Legal Services	35,857	31,309	25,699	31,309	31,309
02-7220-5821	Engineering Services	18,000	16,200	12,000	16,200	16,200
02-7220-5840	Audit	22,642	23,766	27,112	23,766	23,766
02-7220-5850	Contract Services	81,516	77,640	84,195	85,974	85,974
02-7220-5900	Uniform	3,961	3,507	5,400	4,940	5,740
02-7220-5950	Lease Payment	160,683	213,939	212,094	300,694	300,694
02-7220-6050	Retirement	20,259	31,367	23,944	40,027	39,154
02-7220-6060	Health & Life Insurance	92,483	78,690	63,319	92,819	98,963
02-7220-6070	F.I.C.A./Medicare	30,233	35,253	26,535	42,008	40,217
02-7220-6080	Workers Compensation	55,801	62,501	43,713	78,403	72,411
02-7220-6090	Unemployment Insurance	2,806	4,000	594	3,000	3,000
02-7220-6100	Disability Insurance	4,024	4,977	3,934	5,931	5,678
02-7220-6110	P & GL Insurance	2,091	2,745	4,325	4,330	4,400

**Proposed Budget for Fiscal Year 2022/23**  
**WATER OPERATION FUND**

Fund	Description	Average Past 3 Years	Approved Budget FY 20/21	FY 21/22 Actual as of Apr-22	Approved Budget FY 21/22	Proposed Budget FY 22/23
02-7220-6200	Bond / Principle	72,861	48,000	57,763	50,000	60,000
02-7220-6210	Bond / Interest	19,243	19,855	8,887	16,650	10,000
02-7220-6211	Interest Expense	-	48,314	-	-	-
02-7220-6250	Memberships & Dues	19,243	21,000	27,167	21,000	28,000
02-7220-6300	Meetings/Travel/Training	897	1,000	444	1,900	3,167
02-7220-6400	Taxes & Assessment	216	250	236	245	245
02-7220-6500	Capital Outlay	327,208	260,995	41,657	725,000	1,320,000
02-7220-8004	Mowry Bridge - Pass-thru	-	6,020,331	1,136,605	1,958,111	-
02-7220-4660	Meter Project	-	-	595,028	-	500,000
02-7220-5854	Online Fees	6,096	-	15,062	15,563	15,563
	<b>Total Expenditures</b>	<b>1,980,450</b>	<b>8,090,175</b>	<b>3,321,854</b>	<b>4,816,007</b>	<b>3,915,726</b>
	<b>FUND BALANCE:</b>	<b>-</b>	<b>48,138</b>	<b>157,093</b>		<b>85,458</b>
	<b>Excess of Revenues over Expenditures</b>	<b>2,140,058</b>	<b>157,916</b>	<b>(300,637)</b>	<b>(157,093)</b>	<b>(8,750)</b>



**Proposed Budget for Fiscal Year 2022/23  
GAS TAX STREET FUND**

Fund	Description	Average Past 3 Years	Approved Budget FY 20/21	FY 21/22 Actual as of Apr-22	Approved Budget FY 21/22	Proposed Budget FY 22/23
<b>Revenues</b>						
07-3500-3527	State Allocation -	13,627	-	124,428	13,627	13,627
07-3500-3528	State Allocation - 2032	222,093	163,896	21,746	163,896	163,896
07-3500-3529	State Allocation - 2103	69,555	32,972	74,822	32,972	32,972
07-3500-3530	State Allocation - 2105	64,231	49,325	52,627	49,325	49,325
07-3500-3531	State Allocation - 2106	37,255	28,645	30,799	28,645	28,645
07-3500-3532	State Allocation - 2107	82,915	60,473	59,775	60,473	60,473
07-3500-3533	State Allocation - 2107.5	3,000	3,000	3,000	3,000	3,000
07-3400-3410	Interest Income	944	-	-	-	-
07-3900-3903	Interfund Transfer	-	-	-	41,456	41,456
07-3500-3600	Grant	168,041	870,552	28,792	860,670	2,155,919
07-4000-4650	Misc Revenue	-	-	3,888	-	0
	<b>Total Revenues</b>	<b>661,662</b>	<b>1,208,863</b>	<b>399,878</b>	<b>1,254,064</b>	<b>2,549,313</b>
<b>Expenditures</b>						
07-7190-5010	Salaries, Regular	11,079	16,445	17,022	24,879	32,800
07-7190-5060	Overtime	91	500	997	500	500
07-7190-5150	Utilities- Street Lights	85,077	71,000	90,084	71,000	71,000
07-7190-5450	Vehicle Maintenance / Operations	803	500	794	500	3,717
07-7190-5470	Street Repair / Maintenance	11,883	35,000	7,211	25,000	25,000
07-7190-5800	Special Department Supplies	4,531	2,000	4,995	2,000	10,000
07-7190-5821	Engineering Services	-	1,000	-	1,000	1,000
07-7190-5840	Audit Fees	1,785	1,850	2,198	1,850	1,900
07-7190-6050	Retirement	766	1,272	1,104	1,985	2,064
07-7190-6060	Health & Life Insurance	1,209	4,334	2,236	3,097	6,710
07-7190-6070	F.I.C.A./Medicare	798	1,297	1,171	1,942	2,548
07-7190-6080	Workers Compensation	1,708	2,298	2,169	3,624	4,680
07-7190-6100	Disability Insurance	104	183	163	274	360
07-7190-6500	Capital Outlay	200,009	961,068	438,492	1,191,085	3,046,902
	<b>Total Expenditures</b>	<b>319,843</b>	<b>1,098,747</b>	<b>568,635</b>	<b>1,328,736</b>	<b>3,209,180</b>
	<b>FUND BALANCE:</b>	<b>197,552</b>		<b>74,672</b>	<b>74,672</b>	<b>659,868</b>
	<b>Excess of Revenues over Expenditures</b>	<b>539,371</b>	<b>110,116</b>	<b>(94,085)</b>	<b>-</b>	<b>0</b>

**Proposed Budget for Fiscal Year 2022/23  
MEASURE "C" STREET FUND**

Fund	Description	Average Past 3 Years	Approved Budget FY 20/21	FY 21/22 Actual as of Apr-22	Approved Budget FY 21/22	Proposed Budget FY 22/23
<b>Revenues</b>						
14-3100-3175	County Allocation	160,945	166,208	154,010	152,587	152,587
14-3100-3180	County Allocation (ADA)	5,338	5,817	5,197	5,341	5,341
14-3100-3190	County Allocation (Flexible)	193,586	197,530	182,987	180,593	180,593
14-3400-3410	Interest Income	474	-	-	-	-
14-3500-3600	Grant	129,152	701,105	20,223	356,881	796,753
14-3900-3903	Interfund Transfer	-	-	-	35,382	35,382
	<b>Total Revenues</b>	<b>489,496</b>	<b>1,070,660</b>	<b>362,416</b>	<b>730,784</b>	<b>1,170,656</b>
<b>Expenditures</b>						
14-7190-5010	Salaries, Regular	106,309	135,980	85,608	132,058	136,102
14-7190-5060	Overtime	896	1,000	215	500	500
14-7190-5420	Street ADA Projects	-	-	-	-	-
14-7190-5450	Vehicle Maintenance/Operations	11,114	8,000	28,252	7,000	10,717
14-7190-5470	Street Repair / Maint.	14,143	40,000	6,875	23,000	23,000
14-7190-5480	Sidewalk / Curb / Gutter-Maint.	-	1,000	-	1,000	1,000
14-7190-5800	Special Department Supplies	7,859	8,000	9,839	7,900	12,000
14-7190-5840	Audit	2,418	2,500	2,933	2,500	2,500
14-7190-5850	Contract Services	27,051	35,000	17,106	35,000	35,000
14-7190-6050	Retirement	7,799	9,381	6,160	10,446	10,291
14-7190-6060	Health & Life Insurance	26,883	34,358	16,768	32,504	38,199
14-7190-6070	F.I.C.A./Medicare	8,420	10,479	6,478	10,179	10,488
14-7190-6080	Workers Compensation	15,842	18,578	10,778	18,998	18,958
14-7190-6100	Disability Insurance	1,123	1,479	969	1,437	1,481
14-7190-6500	Capital Outlay	165,664	805,089	286,948	790,194	1,126,029
	<b>Total Expenditures</b>	<b>395,522</b>	<b>1,110,844</b>	<b>478,928</b>	<b>1,072,716</b>	<b>1,426,264</b>
	<b>FUND BALANCE:</b>		<b>40,184</b>	<b>341,932</b>	<b>341,932</b>	<b>255,609</b>
	<b>Excess of Revenues over Expenditures</b>	<b>93,974</b>	<b>-</b>	<b>225,420</b>	<b>-</b>	<b>0</b>

**Proposed Budget for Fiscal Year 2022/23  
"LTF" STREET FUND**

Fund	Description	Average Past 3 Years	Approved Budget FY 20/21	FY 21/22 Actual as of Apr-22	Approved Budget FY 21/22	Proposed Budget FY 22/23
<b>Revenues</b>						
12-3100-3160	Article III	9,171	9,275	10,403	10,403	10,403
12-3100-3170	Article VIII	364,983	418,807	483,085	469,724	469,724
12-3100-3410	Interest Income	905	100	-	100	100
12-3500-3600	Grant	170,547	653,797	19,458	621,618	1,734,109
12-3900-3903	Interfund Transfer	-	-	-	-	-
12-4000-4650	Other Revenue	1,343	-	-	-	-
	<b>Total Revenues</b>	<u>546,950</u>	<u>1,081,979</u>	<u>512,946</u>	<u>1,101,845</u>	<u>2,214,336</u>
<b>Expenditures</b>						
12-7190-5010	Salaries, Regular	96,094	81,551	87,603	89,442	90,517
12-7190-5060	Overtime	1,337	1,000	1,487	2,000	2,000
12-7190-5440	Street Painting	-	-	-	-	-
12-7190-5450	Veh. Maint/Operations	7,953	7,000	7,596	7,000	9,717
12-7190-5470	Street Repair	27,348	-	8,974	35,000	35,000
12-7190-5480	Sidewalk / Curb	-	-	-	-	-
12-7190-5500	Fuel	6,574	5,000	10,007	5,000	10,000
12-7190-5800	Special Department Supplies	13,613	10,000	10,439	12,000	17,000
12-7190-5821	Engineering Services	433	-	-	-	-
12-7190-5840	Audit Fees	1,995	1,851	2,198	1,851	1,900
12-7190-5850	Contract Services	2,776	5,000	809	5,000	5,000
12-7190-6050	Retirement	7,037	5,844	6,600	6,882	6,620
12-7190-6060	Health & life Insurance	22,676	14,912	19,985	14,375	21,104
12-7190-6070	F.I.C.A./Medicare	7,517	6,315	7,232	6,584	7,001
12-7190-6080	Workers Compensation	14,121	11,196	11,363	12,913	12,688
12-7190-6100	Disability Insurance	1,004	892	1,086	977	988
12-7190-6500	Capital Outlay	202,811	752,998	278,362	754,404	2,450,769
	<b>Total Expenditures</b>	<u>413,289</u>	<u>903,559</u>	<u>453,739</u>	<u>953,428</u>	<u>2,670,304</u>
	<b>FUND BALANCE:</b>	<u>-</u>	<u>-</u>	<u>-</u>	<u>-</u>	<u>455,968</u>
	<b>Excess of Revenues over Expenditures</b>	<u>133,660</u>	<u>178,420</u>	<u>59,207</u>	<u>148,417</u>	<u>(0)</u>

**Proposed Budget for Fiscal Year 2022/23  
MENDOTA CFD FUND**

Fund	Description	Average Past 3 Years	Approved Budget FY 20/21	FY 21/22 Actual as of Apr-22	Approved Budget FY 21/22	Proposed Budget FY 22/23
Revenues						
61-3000-3015	Mendota CFD / 2006 - 01	420,548	415,000	260,020	420,000	486,847
61-3400-3410	Interest Income	98	50	-	50	50
61-3500-3600	Grant	-	14,987	-	-	-
	Total Revenues	<u>420,645</u>	<u>430,037</u>	<u>260,020</u>	<u>420,050</u>	<u>486,897</u>
Expenditures						
61-6150-5010	Salaries, Regular	237,279	278,328	163,031	278,453	334,180
61-6150-5060	Overtime	10,006	8,000	7,515	8,000	8,000
61-6150-5850	Contract Services	18,145	44,466	13,167	25,000	20,000
61-6150-6050	Retirement	1,862	12,319	246	13,949	15,121
61-6150-6060	Health & life Insurance	50,993	50,819	16,550	73,349	43,935
61-6150-6070	F.I.C.A./Medicare	19,705	21,904	13,359	20,585	26,177
61-6150-6080	Workers Compensation	36,013	38,834	21,353	38,419	47,167
61-6150-6100	Disability Insurance	2,654	3,092	2,024	2,906	3,696
	Total Expenditures	<u>376,658</u>	<u>457,762</u>	<u>237,246</u>	<u>460,661</u>	<u>498,276</u>
	FUND BALANCE:	<u><u>          </u></u>	<u><u>27,725</u></u>	<u><u>40,611</u></u>	<u><u>40,611</u></u>	<u><u>11,379</u></u>
	Excess of Revenues over Expenditures	<u>43,988</u>	<u>-</u>	<u>63,385</u>	<u>-</u>	<u>0</u>

**Proposed Budget for Fiscal Year 2022/23**  
**AVIATION FUND**

Fund	Description	Average Past 3 Years	Approved Budget FY 20/21	FY 21/22 Actual as of Apr-22	Approved Budget FY 21/22	Proposed Budget FY 22/23
Revenues						
05-3500-3600	State Allocation	7,002	10,000	10,000	10,000	10,000
05-3400-3410	Interest Income	-	-	-	-	-
05-4000-4650	Misc. Revenue	2,672	-	-	-	-
	<b>Total Revenues</b>	<u>9,673</u>	<u>10,000</u>	<u>10,000</u>	<u>10,000</u>	<u>10,000</u>
Expenditures						
05-7230-5010	Salaries, Regular	1,773	1,969	2,848	2,233	2,279
05-7230-5060	Overtime	75	-	22	100	-
05-7230-5150	Utilities	198	217	116	200	200
05-7230-5460	Facility Repair/Maintenance	1,268	1,900	1,770	1,354	757
05-7230-5850	Contract Services	932	-	-	-	-
05-7230-6050	Retirement	141	152	217	178	181
05-7230-6060	Health & Life Insurance	258	388	414	388	387
05-7230-6070	F.I.C.A./Medicare	143	151	223	170	174
05-7230-6080	Workers Compensation	269	267	369	319	414
05-7230-6100	Disability Compensation	20	21	33	24	25
05-7230-6150	Airport Insurance	4,335	4,600	5,248	4,699	5,248
05-7230-6400	Taxes & Assesments	327	335	330	335	335
05-7230-6500	Capital Outlay	-	-	-	-	-
	<b>Total Expenditures</b>	<u>5,352</u>	<u>10,000</u>	<u>11,591</u>	<u>10,000</u>	<u>10,000</u>
			-	-	-	-
	<b>Excess of Revenues over Expenditures</b>	<u>4,321</u>	<u>-</u>	<u>(1,591)</u>	<u>-</u>	<u>-</u>

**Proposed Budget for Fiscal Year 2022/23  
"COPS" FUND**

Fund	Description	Average Past 3 Years	Approved Budget FY 20/21	FY 21/22 Actual as of Apr-22	Approved Budget FY 21/22	Proposed Budget FY 22/23
Revenues						
23-3500-3560	COPS	153,807	100,000	131,285	100,000	100,000
23-3400-3410	Interest Income	115	10	-	10	10
	<b>Total Revenues</b>	<u>153,922</u>	<u>100,010</u>	<u>131,285</u>	<u>100,010</u>	<u>100,010</u>
Expenditures						
23-6150-5010	Salaries, Regular	79,058	79,055	42,141	102,479	126,498
23-6150-5060	Overtime	13,673	15,000	1,541	15,000	2,000
23-6150-6050	Retirement	2,101	3,953	-	3,576	6,059
23-6150-6060	Health & life Insurance	18,292	17,755	2,169	28,146	29,417
23-6150-6070	F.I.C.A./Medicare	7,275	7,195	3,417	5,002	10,825
23-6150-6080	Workers Compensation	12,037	12,756	5,527	9,420	19,545
23-6150-6100	Disability Insurance	957	1,016	500	706	1,528
	<b>Total Expenditures</b>	<u>133,392</u>	<u>136,730</u>	<u>55,296</u>	<u>164,329</u>	<u>195,872</u>
	<b>FUND BALANCE:</b>		<u>36,720</u>		<u>64,319</u>	<u>95,862</u>
	<b>Excess of Revenues over Expenditures</b>	<u>20,529</u>	<u>-</u>	<u>75,989</u>	<u>-</u>	<u>0</u>

**Proposed Budget for Fiscal Year 2022/23  
DONATION FUND**

Fund	Description	Proposed Budget FY 22/23
Donation Fund		
24 (Fund Balance)	Donation Fund Balance	10,619
	Total Revenues	10,619
Expenditures		
24-5090-5800	Special Department Supplies	10,619
	Total Expenditures	10,619
	Excess of Revenues over Expenditures	-
National Night Out K-9 Program		

**Requested Budget for Fiscal Year 2022/23**  
**LANDSCAPE LIGHTING MAITENANCE DISTRICT**

Fund	Description	FY 21/22 Actual as of Apr-22	Approved Budget FY 21/22	Proposed Budget FY 22/23
Revenues				
78-3000-3015	L&LMD	10,998	21,638	21,638
Expenditures				
78-7250-5010	Salaries	1,913	13,711	12,507
78-7250-5060	Overtime	-	100	200
78-7250-5150	Utilities	-	500	500
78-7250-5460	Facility Repair/Maintenance	1,549	1,950	2,000
78-7250-5800	Special Department Supplies	-	200	500
78-7250-5850	Contract Services	766	1,000	400
78-7250-6050	Retirement	145	832	660
78-7250-6060	Health & Life Insurance	590	-	2,191
78-7250-6070	F.I.C.A./Medicare	153	1,056	965
78-7250-6080	Workers Compensation	213	431	552
78-7250-6100	Disability Insurance	24	149	136
78-7250-6110	Property & General Liability	-	400	400
78-7250-6400	Taxes & Assessments	-	25	40
	Total Expenditures	<u>5,352</u>	<u>20,354</u>	<u>21,051</u>



---

---

**AGENDA ITEM – STAFF REPORT**

---

---

**TO:** HONORABLE MAYOR AND COUNCILMEMBERS  
**FROM:** CRISTIAN GONZALEZ, CITY MANAGER  
**SUBJECT:** SPORTS FIELDS ACCESS HOURS AND POLICY  
**DATE:** MAY 24, 2022

---

**ISSUE**

Shall the City Council direct staff to open the sports fields to the public during regular park hours?

**BACKGROUND**

The City constructed a new soccer field and a new baseball diamond next to the existing Benny Mares Sr. Baseball Field, which was also recently renovated in 2012. Since then, the fields have been kept closed during regular park hours and only opened when a facility use application is applied for and approved. Recently, the City Council inquired about possibly opening the two (2) baseball diamonds and new soccer field during regular park hours for the public to utilize.

**ANALYSIS**

Mendota Municipal Code Section 12.20.040 requires that no park areas or facilities be used for any pre-advertised assembly or by groups of twenty-five (25) or more persons without a facility use permit. To open the sports fields two options exist: (1) The Council can direct staff to draft an amendment to the Mendota Municipal Code to allow open use regardless of the size of the group, but still grant priority to those that use the facility use application process or (2) The Council can direct staff to open the sports fields and limit the use to groups without an approved facility use application to less than twenty-five (25) persons. Counting how many people are at a field is not difficult but enforcing a number limit can be challenging.

**FISCAL IMPACT**

Should the City Council decide to open the fields for open use, staff anticipates more calls to the Public Works Department and possibly the Code Enforcement and Police Departments, resulting in an increase in staff time spent at the parks.

**RECOMMENDATION**

Staff recommends that the City Council discuss the following options and direct staff on how to proceed:

1. Direct staff to open the sports fields during regular park hours (7am-11pm) for groups smaller than twenty-five (25) persons, but still give priority to users that have an approved facility use application. This would also likely result in the need to approve park trespassing ordinances to provide enforcement options.

2. Direct staff to open the sports fields to all users during regular park hours (7am-11pm) regardless of the size of the group and amend the Mendota Municipal Code to reflect this. With this option, the City Council can choose to also continue giving priority through the exclusive facility use process or abolish it.
3. Leave as is and continue using the facility use application process only.

---

---

**AGENDA ITEM – STAFF REPORT**

---

---

**TO:** HONORABLE MAYOR AND COUNCILMEMBERS  
**FROM:** MICHAEL OSBORN, CITY ENGINEER  
**VIA:** CRISTIAN GONZALEZ, CITY MANAGER  
**SUBJECT:** CONFIRMING THE DIAGRAM AND AUTHORIZING THE LEVY AND COLLECTION OF ASSESSMENTS FOR LANDSCAPE AND LIGHTING MAINTENANCE DISTRICT 2019-01 FOR FISCAL YEAR 2022/2023  
**DATE:** MAY 24, 2022

---

**ISSUE**

Shall the City Council adopt Resolution No. 22-29, confirming the diagram and authorizing the levy and collection of assessments for the Landscape and Lighting Maintenance District 2019-01 for Fiscal Year 2022/2023?

**BACKGROUND**

At its regular meeting of July 9, 2019, the City Council adopted Resolution No. 19-48 forming the Landscape and Lighting Maintenance District 2019-01 to cover the costs for landscape maintenance and park lighting operation and maintenance associated with Tract 6218 (La Colonia).

According to the Landscape and Lighting Act of 1972, which is Part 2 of Division 15 of the California Streets and Highways Code (the “Act”), an engineer shall prepare a report for “each fiscal year for which assessments are to be levied and collected to pay the costs of the improvements described in the report” (§22566 SHC). The Act also requires that the City Council adopt a resolution of intention declaring its intention to levy and collect the assessments for the LLMD No. 2019-01 and schedule a public hearing to discuss such action.

At its regular meeting of April 26, 2022, the City Council adopted Resolution No. 22-24, which accepted the Engineer’s Report and declared its intention to levy and collect the assessments for the LLMD No. 2019-01 for fiscal year 2022/2023 and scheduled a public hearing to consider the issue.

**ANALYSIS**

The landscape improvements included in LLMD 2019-01 are now fully completed by the developer. The interior park improvements were accepted by the City in February 2021, the in-tract improvements which included the landscaping along Barboza Street were accepted in May 2021 and the Bass Avenue landscaping was recently accepted on April 12, 2022. The costs expended by the City during the last fiscal year was primarily for park maintenance and totaled \$3,092.59 which is within the budget. Because of this, the total levy has not changed from last year and the assessment per parcel will remain the same.

The City Manager and City Attorney have reviewed the Engineer's Report and are satisfied that it meets the requirements of the Act, and it has been filed with the City Clerk as required by the Act. Once the attached resolution is adopted by the City Council, staff will be able to move forward with placing the assessments on the 2022/2023 tax roll.

**FISCAL IMPACT**

No negative financial impact. The assessment will result in income to the City in excess of \$20,000 per year, which is dedicated to the costs for landscape maintenance and park lighting operation and maintenance within LLMD 2019-01.

**RECOMMENDATION**

Staff recommends that the City Council adopt Resolution No. 22-29, confirming the diagram and authorizing the levy and collection of assessments for Landscape and Lighting Maintenance District No. 2019-01 for Fiscal Year 2022/2023.

**Attachment(s):**

1. Resolution No. 22-29
2. Exhibit "A" - Engineer's Report for Landscape and Lighting Maintenance District No. 2019-01 for Fiscal Year 2022/2023

**BEFORE THE CITY COUNCIL  
OF THE  
CITY OF MENDOTA, COUNTY OF FRESNO**

**A RESOLUTION OF THE CITY COUNCIL  
OF THE CITY OF MENDOTA CONFIRMING  
THE DIAGRAM AND AUTHORIZING THE  
LEVY AND COLLECTION OF ASSESSMENTS  
FOR LANDSCAPE AND LIGHTING  
MAINTENANCE DISTRICT NO. 2019-01  
FOR FISCAL YEAR 2022-2023**

**RESOLUTION NO. 22-29**

**WHEREAS**, the Landscape and Lighting Act of 1972, California Streets and Highways Code section 22500, *et seq.* (“Act”), allows agencies, including cities, to create landscape and lighting maintenance districts to assess property owners for the cost of maintaining landscaping and operating lighting systems which provide special benefit to the property owners in the District over and above the benefits received by City of Mendota (“City”) residents at large;

**WHEREAS**, on July 9, 2019, the City Council adopted resolution 19-48 forming the Landscape and Lighting Maintenance District 2019-01 (“LLMD 2019-01”) to accommodate the La Colonia subdivision and fund improvement for landscape maintenance, including center median landscaping, parkway landscaping along the major perimeter street (Bass Avenue), public easement (paseo) landscaping, and neighborhood park open space area landscaping, and supplemental park lighting; and

**WHEREAS**, in accordance with Streets and Highways Code section 22587, on April 26, 2022, the City adopted a resolution of intention, Resolution No. 22-24, which accepted the Engineer’s Report for Fiscal Year 2022-2023, declared its intention to levy and collect the assessments for Fiscal Year 2022-2023, and called for a public hearing regarding the levying of the proposed assessment; and

**WHEREAS**, in accordance with Streets and Highways Code sections 22552 and 22553 and Government Code section 6061, the City provided notice of the public hearing to consider the adoption of the proposed assessment.

**NOW, THEREFORE, BE IT RESOLVED**, by the City Council of the City of Mendota, State of California, as follows:

1. The City Council hereby determines that the territory within LLMD No. 2019-01, whose boundaries are set forth in the Engineer’s Report for the LLMD No. 2019-01 for fiscal year 2022-2023, and on file with the City Clerk will be the territory benefited by the maintenance and servicing of the improvements described in said Engineer’s Report.

2. The public hearing on said annual levy of assessments for the LLMD No. 2019-01 was held in accordance with law.
3. The Engineer's Report, attached hereto as Exhibit "A," the diagram for LLMD No. 2019-01, and the assessment of the estimated costs of the improvements contained therein, is adopted and approved.
4. The City Council hereby orders the levy and collection of the approved assessments for the fiscal year 2022-2023 pursuant to Streets and Highways Code section 22500, *et seq.*
5. The City hereby authorizes and directs the City Manager, or his designee, to work with the County of Fresno Assessor to add the approved levies to the 2022-2023 property tax roll.

---

Rolando Castro, Mayor

**ATTEST:**

I, Celeste Cabrera-Garcia, City Clerk of the City of Mendota, do hereby certify that the foregoing resolution was duly adopted and passed by the City Council at a regular meeting of said Council, held at the Mendota City Hall on the 24<sup>th</sup> day of May, 2022, by the following vote:

**AYES:**

**NOES:**

**ABSENT:**

**ABSTAIN:**

---

Celeste Cabrera-Garcia, City Clerk

## Exhibit A

City of Mendota

# ENGINEER'S REPORT

Landscape and Lighting  
Maintenance District No. 2019-01

Fiscal Year 2022/2023

April 19, 2022

Prepared for:  
City of Mendota

Prepared by:  
Provost & Pritchard Consulting Group  
455 W. Fir Avenue, Clovis 93611



**COPYRIGHT 2022 by PROVOST & PRITCHARD CONSULTING GROUP  
ALL RIGHTS RESERVED**

Provost & Pritchard Consulting Group expressly reserves its common law copyright and other applicable property rights to this document. This document is not to be reproduced, changed, or copied in any form or manner whatsoever, nor are they to be assigned to a third party without first obtaining the written permission and consent of Provost & Pritchard Consulting Group. In the event of unauthorized reuse of the information contained herein by a third party, the third party shall hold the firm of Provost & Pritchard Consulting Group harmless, and shall bear the cost of Provost & Pritchard Consulting Group's legal fees associated with defending and enforcing these rights.

**Report Prepared for:**

**City of Mendota**

643 Quince Street  
Mendota, CA 93640

Contact:

Cristian Gonzalez, City Manager

**Report Prepared by:**

**Provost & Pritchard Consulting Group**

Michael Osborn, PE  
City Engineer  
559-449-2700

[mosborn@ppeng.com](mailto:mosborn@ppeng.com)



# Table of Contents

1	Introduction.....	1
1.1	Background .....	1
1.2	Parcels Included in LLMD 2019-01 .....	2
1.3	Improvements Eligible for Inclusion.....	2
2	Description of LLMD 2019-01 .....	2-1
2.1	LLMD Purpose and Services Provided .....	2-1
2.2	Landscape Maintenance .....	2-1
2.3	Lighting Operation and Maintenance .....	2-2
3	Method of Assessment.....	3-1
3.1	Benefit Analysis .....	3-1
3.2	Potential Special Benefits of Landscaping Improvements .....	3-1
3.3	Potential Special Benefits of Special Lighting Improvements .....	3-2
3.4	Assessment Methodology .....	3-2
3.5	Annual Adjustments to Assessments .....	3-3
3.6	LLMD Budget for Maintenance and Operations.....	3-4
	Appendix A Assessment Diagram .....	1
	Appendix B LLMD 2019-01 Assessment Roll .....	1

# Tables

Table 3-1	Landscape Maintenance Budget.....	3-4
Table 3-2	Lighting Maintenance Budget.....	3-5

# 1 Introduction

## 1.1 Background

This report is prepared pursuant to the Landscape and Lighting Act of 1972, which is Part 2 of Division 15 of the California Streets and Highways Code (the “Act”). The Act allows agencies, including cities, to create Landscape and Lighting Maintenance Districts (LLMD) to assess property owners for the cost of maintaining landscaping, and operating lighting systems which provide special benefit to the property owners included in the LLMD which are over and above the benefits received by the City’s residents at large.

In July 2019 the City Council approved the formation of the Landscape and Lighting Maintenance District 2019-01 (LLMD 2019-01) and the levy of assessments to fund the landscape maintenance and the park lighting operation within Tract 6218, “La Colonia”.

Per the Act, an engineer shall prepare a report for “each fiscal year for which assessments are to be levied and collected to pay the costs of the improvements described in the report.” (§22566 SHC)

This Engineer’s report describes LLMD 2019-01, including its boundaries; the properties which are included; the facilities which will be constructed, operated, and/or maintained; the amount proposed for assessment to the benefitting properties; the method proposed for apportionment of the assessment; and the dollar amount of the assessment proposed to be levied on each property within the LLMD. The assessments adopted by the City Council (the Council) must be prepared in accordance with the Act.

The Council must review the Engineer’s Report and may either order amendments to the Report or confirm the Report as submitted. Following final approval of the Report and the assessments proposed to be levied and placed on the County tax roll for the coming fiscal year, the Council would then order the levy and collection of assessments for the fiscal year pursuant to the Act.

For the purposes of the LLMD 2019-01, the proposed operating and maintenance costs associated with the improvements and the benefitting properties have been closely reviewed and evaluated. The method of apportioning costs has been developed to provide an equitable method of calculating the benefit that various properties receive from the improvements. The assessments established for this fiscal year account for the anticipated operating and maintenance expenses for public areas of landscaping and for operation of special landscape and security lighting systems in the areas identified.

LLMD 2019-01 provides a mechanism to annually adjust the assessment to allow the City to keep income closely related to ongoing expense, without having to hold annual public hearings as would otherwise be required. This assessment adjustment mechanism allows the City Council to annually increase the maximum assessment rates by the greater of inflation (based on the Consumer Price Index) or two percent (2%). Should this automatic increase provision become inadequate to keep pace with actual expenses, a new calculation of costs and proposed assessments can be made and new assessment hearings may be held to confirm the increased assessments.

The area which is included in LLMD 2019-01 is shown on the Assessment Diagram in Appendix A. The Assessment Diagram shows the boundary of the LLMD, the areas to be maintained, and all of the properties that are assessed. This Engineer’s Report (“Report”) describes the LLMD, and the proposed assessments for this fiscal year. The maintenance, operation and servicing of the improvements associated with the LLMD that provides a special benefit to the properties in that area are tabulated, and each parcel is assessed

proportionately for those costs that are found to be a special benefit to the properties within the LLMD. The budget and assessments are based on the City's estimated cost to provide these services.

LLMDs can include multiple "Benefit Zones," or areas which are assessed for the costs related to differing improvements related to the properties within each zone. This LLMD may be expanded in the future to include additional properties and Benefit Zones, by vote of the City Council. For this fiscal year, LLMD 2019-01 consists of a single Benefit Zone.

## 1.2 Parcels Included in LLMD 2019-01

The word "parcel", for the purposes of this Report, refers to an individual property assigned its own address and its own Assessor's Parcel Number (APN) as assigned by the Fresno County Assessor's Office. The Fresno County Auditor/Controller uses APNs and specific Fund Numbers to identify properties assessed for Special District Benefit Assessments such as proposed for this LLMD on the property tax roll.

The City Council will review the Engineer's Report and the assessment information will be submitted to the County Auditor/Controller and will be included on the property tax roll for each parcel for this fiscal year.

## 1.3 Improvements Eligible for Inclusion

While not all of the following are included costs in LLMD 2019-01, the Act defines eligible improvements to mean one or any combination of the following, and any or all could be included in future assessments should the need arise:

- The installation or planting of landscaping;
- The installation or construction of statuary, fountains, and other ornamental structures and facilities;
- The installation or construction of public lighting facilities;
- The installation or construction of any facilities which are appurtenant to any of the foregoing or which are necessary or convenient for the maintenance or servicing thereof, including, but not limited to, grading, clearing, removal of debris, the installation or construction of curbs, gutters, walls, sidewalks, or paving, or water, irrigation, drainage, or electrical facilities;
- The maintenance or servicing, or both, of any of the foregoing;
- The acquisition of any existing improvement otherwise authorized pursuant to this section.

Incidental expenses associated with the improvements including, but not limited to:

- The cost of preparation of the report, including plans, specifications, estimates, diagram, and assessment;
- The costs of printing, advertising, and the publishing, posting and mailing of notices;
- Compensation payable to the County for collection of assessments;
- Compensation of any engineer or attorney employed to render services;
- Any other expenses incidental to the construction, installation, or maintenance and servicing of the improvements;
- Any expenses incidental to the issuance of bonds or notes pursuant to Section 22662.5;
- Costs associated with any elections held for the approval of a new or increased assessment.

The Act defines "maintain" or "maintenance" to mean furnishing of services and materials for the ordinary and usual maintenance, operation, and servicing of any improvement, including:

- Repair, removal, or replacement of all or any part of any improvement;
- Providing for the life, growth, health, and beauty of landscaping, including cultivation, irrigation, trimming, spraying, fertilizing, or treating for disease or injury;
- The removal of trimmings, rubbish, debris, and other solid waste;
- The cleaning, sandblasting, and painting of walls and other improvements to remove or cover graffiti.

## 2 Description of LLMD 2019-01

LLMD 2019-01 includes the entire boundary of Tract 6218, also known as the La Colonia subdivision. The boundary and layout of the LLMD 2019-01 are shown on the Assessment Diagram in Appendix A. All parcels within the tract are within a single zone of benefit.

Costs included in the proposed assessments include those associated with operations and maintenance of unique landscaping and lighting elements constructed by the developer and dedicated to the City, as described below. All of these are considered to be over and above the level of improvement customarily provided by the City, and therefore provide a special benefit to the property owners within LLMD 2019-01.

### 2.1 LLMD Purpose and Services Provided

LLMD 2019-01 provides for the ongoing maintenance and operation of landscaping, landscape and security lighting, graffiti abatement and related services within the public spaces located within LLMD 2019-01, as detailed in the sections below.

The costs and assessments set forth in this Report are based upon the City's estimate of the expenses related to the operation and maintenance of the LLMD 2019-01 improvements, including labor, personnel, utilities, equipment, materials, administration and incidental expenses.

Parcels that receive special benefits from the improvements within each Zone share in the cost of the services and improvements associated only with that Zone. For this fiscal year LLMD 2019-01 consists of a single Benefit Zone. The total amount to be assessed within the Zone for the operation and maintenance of the improvements is equitably spread among the benefiting parcels.

### 2.2 Landscape Maintenance

Landscape maintenance areas within the LLMD 2019-01 include center median landscaping and parkway landscaping along Bass Avenue, the major perimeter street, and including the center circle of the roundabout; center median landscaping and parkway landscaping along Barboza Street (between Bass Avenue and Ramirez Avenue), the primary access street to the tract; public easement (paseo) landscaping; and the neighborhood park open space area landscaping. Particular services provided may include, but would not be limited to:

- Fertilizing, cultivating, pruning, and replacing plant materials all landscape improvements within the medians, parkways, entryways, paseos and pocket park open space areas within the LLMD including street trees, turf, ground cover, shrubs, irrigation and drainage systems;
- Weed abatement;
- Painting and repairing of all sound walls, fencing, and necessary appurtenances. These may include but are not limited to shade structures, picnic tables, outdoor grills benches, trash and coal receptacles and similar items;
- Repair or replacement of colored, stamped concrete or river rock surfacing;
- Solid waste and litter collection

As noted above, LLMD 2019-01 includes only a single Benefit Zone. If additional areas are added to LLMD 2019-01 in the future, each area would be counted as a distinct and separate Benefit Zone. Improvements which would be operated and maintained may vary from zone to zone.

Landscape improvements within LLMD 2019-01 will be maintained and serviced on a regular basis. The frequency and specific maintenance and operations required within LLMD 2019-01 and each Benefit Zone will be determined weekly by City staff. The net costs associated with the improvements will be equitably spread to parcels proportionately according to the special benefits received.

## 2.3 Lighting Operation and Maintenance

LLMD 2019-01 includes supplemental lighting in the neighborhood park area. Cost for operation and maintenance of this light are included in the initial assessment. These costs include:

- Electrical power
- Lamp and LED replacement
- Graffiti removal and/or painting
- Replacement of broken or damaged parts

No other lighting improvements are included in LLMD 2019-01 at this time. As additional Benefit Zones are added, the costs of operating and maintaining the full variety of supplemental lighting improvements within those new Benefit Zones may be assessed to properties within those zones.

## 3 Method of Assessment

Pursuant to the Act, the costs incurred by the LLMD may be apportioned by any formula or method which fairly distributes the net amount to be assessed among assessable parcels in proportion to the estimated benefits to be received by each parcel from the assessed improvements. In order to accomplish this requirement, the formula used for calculating special benefits within the LLMD must reflect the land use composition of the parcels, the types of improvements being operated, and the maintenance and operations services provided.

The City must identify all parcels which have special benefits conferred upon them and which are to be assessed, in relationship to the entirety of the public improvement and the maintenance and operation expenses being provided.

### 3.1 Benefit Analysis

In conjunction with the provisions of the Act, the California Constitution, in Article XIIIID, defines a number of terms which are essential to an acceptable and equitable levy of assessments:

Section 2d defines “District” as follows:

“an area determined by an agency to contain all parcels which will receive a special benefit from a proposed public improvement or property related service.”

Section 2i defines “Special Benefit” as follows:

“a particular and distinct benefit over and above general benefits conferred on real property located in the District or to the public at large. General enhancement of property value does not constitute “special benefit.”

Section 4a defines “Proportional Special Benefit Assessments” as follows:

“An agency which proposes to levy an assessment shall identify all parcels which will have a special benefit conferred upon them and upon which an assessment will be imposed. The proportionate special benefit derived by each identified parcel shall be determined in relationship to the entirety of the capital cost of a public improvement, the maintenance and operation expenses of a public improvement, or the cost of the property related service being provided. No assessment shall be imposed on any parcel which exceeds the reasonable cost of the proportional special benefit conferred on that parcel.”

### 3.2 Potential Special Benefits of Landscaping Improvements

The special benefits of additional landscaping within the LLMD boundaries include:

- Enhanced aesthetic environment
- Additional greenspace and shade within the tract
- Enhanced home values due to increase in overall greenspace within the development.
- Enhanced home values due to increased attractiveness of entrance frontage and entrance road median



### 3.3 Potential Special Benefits of Special Lighting Improvements

The potential benefits of special landscape and lighting within the boundaries of the LLMD include:

- Convenience, safety, and security of property, improvements, and goods
- Improvement of usability of greenspace areas
- Enhanced deterrence of crime and the aid to police protection
- Improved ability of pedestrians to see potential obstacles

### 3.4 Assessment Methodology

Each parcel in LLMD 2019-01 is assigned a weighting factor known as an Assessment Unit (AU) to identify the parcel's proportionate special benefit from specific improvements. Each parcel's AU is calculated based on the parcel's land use, development status and/or size as compared to other parcels within the LLMD, as determined to be appropriate for each type of expense.

A typical single-family residential property will be assigned an AU of 1.00, and all other property types will be assigned an AU proportionate to the special benefits they receive as compared to this single-family residential property.

The total number of Assessment Units in each Zone will then be divided into the total dollar amount to be assessed (also known as the Balance to Levy, a term defined in the Act) to establish the Levy per AU (the Assessment Rate). The Assessment Rate will then be multiplied by the parcel's AU to establish the parcel's Levy Amount.

Put mathematically, the formulas for the method of apportionment will be as follows:

$$\text{Total Balance to Levy} / \text{Total AU in Zone} = \text{Levy per AU (Rate)}$$

$$\text{Levy per AU (Rate)} \times \text{Parcel's Calculated AU} = \text{Parcel's Levy Amount}$$

LLMD 2019-01 provides for operation and maintenance of improvements that enhance the presentation, aesthetics and public safety aspects of the included properties. These improvements will directly benefit the parcels to be assessed within the LLMD 2019-01. The assessments and method of apportionment are based on the premise that the assessments will be used to operate and maintain landscape and lighting improvements within LLMD 2019-01, and that the assessment revenues generated by LLMD 2019-01 will be used solely for such purposes. This reports finds the following:

- The costs of operation and maintenance of the proposed improvements have been identified and allocated to properties within LLMD 2019-01 based on a determined special benefit.
- The LLMD improvements are not required nor necessarily desired by any properties or developments outside the LLMD 2019-01 boundary. Therefore, any public access or use of these local improvements by others is incidental and there is no measurable general benefit to properties outside LLMD 2019-01 or to the public at large.
- The LLMD improvements, associated costs and assessments are localized, and the construction and installation of the improvements are only necessary for the development of properties within LLMD 2019-01.

- The improvements provided by LLMD 2019-01 and for which properties will be assessed have been identified as an essential component and local amenity that provide a direct reflection and extension of the properties within LLMD 2019-01.
- The method of assessment set forth in this Report assumes that each assessed property receives special benefits from the landscape and lighting improvements within LLMD 2019-01, over and above any general community benefit.
- The assessment obligation for each parcel reflects that parcel's proportional share of special benefits as compared to other properties within LLMD 2019-01.
- Pursuant to the provisions of the Act, the improvements and the associated costs described in this Report have been carefully reviewed and have been allocated proportionally to properties within LLMD 2019-01.

Every parcel within LLMD 2019-01 has a land use classification based on the City's designation. While primary land use classification (i.e., Residential versus Non-Residential) can be a factor appropriate to help identify the special benefits conveyed to each property within a LLMD, it is not a factor used here since all properties carry the same residential land use classification.

Because landscape improvements associated with residential properties are usually located on the perimeter of a residential subdivision, or serve the needs of properties located within reasonable walking distance thereof, landscape improvements are typically associated with the entire development and are considered to provide substantially similar and equal benefits to each residential unit. Therefore, all residential properties are assigned 1.00 AU per unit as their proportional allocation of the landscape improvement costs whether a residential unit has been constructed or merely approved for development.

Similarly, for a typical residential tract development with landscaping and/or supplemental lighting within and adjacent to the development, the benefit to each residential property is reasonably equal and each residential parcel is assigned 1.00 AU.

No parcels in the City of Mendota are assessed for standard street lighting, and the same holds true here.

### 3.5 Annual Adjustments to Assessments

Most operations and maintenance budget items are typically impacted by inflation. Generally, any new or increased assessments to offset these increased costs require certain noticing, meeting, and balloting requirements by law. However, Government Code Section 54954.6(o) provides that a "new or increased assessment" does not include "an assessment which does not exceed an assessment formula or range of assessments...previously adopted by the agency or approved by the voters in the area where the assessment is imposed." This definition of an increased assessment was later confirmed by Senate Bill 919 (the Implementing Legislation for Proposition 218). The following describes the assessment adjustment formula to be applied within LLMD 2019-01:

The maximum assessment amount allowed for each fiscal year may be increased in an amount equal to the greater of: (1) two percent (2.0%), or (2) the percentage increase of the Local Consumer Price Index (CPI). The Consumer Price Index to be applied is for the West Region for All Urban Consumers, as developed by U.S. Bureau of Labor Statistics.

Each fiscal year the City shall compute the percentage difference between the CPI on January 1, and the CPI for the previous January 1, or a similar 12-month time period. This percentage difference shall then establish the range of increased assessments allowed based on CPI. Should the Bureau of Labor Statistics revise such

index or discontinue the preparation of such index, the City shall use the revised index or comparable system as approved by the City Council for determining fluctuations in the cost of living.

In the event that the City Council determines that the maximum inflation adjustment allowed to the assessments is not required for a given fiscal year, the City Council may adopt an assessment less than the allowable maximum assessment for that year. If the budget and assessments for the LLMD or any Zone requires an increase greater than the adjustment set forth in the formula in order to maintain solvency and cash flow within the LLMD or Zone, the proposed larger increase could be implemented but would be subject to majority protest by the property owners subject to the increased assessment.

### 3.6 LLMD Budget for Maintenance and Operations

The following tables provide summaries of the Landscape and Lighting Maintenance Operation budgets for LLMD 2019-01. These tables identify the costs and assessment rates applied to each Assessment Unit within the initial single Zone that will be necessary to cover the costs and expenses of operating and maintaining the improvements that provide special benefits to properties within LLMD 2019-01.

The improvements within LLMD 2019-01 have only recently been accepted and dedicated to the City – the park landscaping and lighting was accepted on February 9, 2021, Barboza Street landscaping was accepted on May 25, 2021, and Bass Avenue landscaping was accepted on April 12, 2022. The City has incurred only expenses related to park maintenance; however, those expenses fell within the budget allocated. Therefore, the costs and assessment remain the same for this fiscal year as they did for the initial fiscal year (Fiscal Year 2019/2020).

**Table 3-1** presents the budget for landscape maintenance over the first year of operation.

**Table 3-1 Landscape Maintenance Budget**

<b>Direct Costs</b>	
Contract Landscape Maintenance	\$ 18,326
City Water	\$ 500
City Labor (Streets)	\$ 912
Maintain Park Appertenances	\$ 900
<b>Administration Costs</b>	
City Cost Allocation	\$ 1,000
<b>Balance to Levy</b>	<b>\$ 21,638</b>
<b>Calculation of Assessments</b>	
Number of Parcels Assessed	85
Total Equivalent Benefit Units	85
Levy per AU	\$ 254.56
Maximum Levy per AU, 2020/2021	\$ 254.56

**Table 3-2**, on the following page, presents the budget for lighting maintenance and operation over the first year of operation.

**Table 3-2 Lighting Maintenance Budget**

<b>Direct Costs</b>	
Park Light Electricity	\$ 30
Park Light Maintenance	\$ 100
<b>Balance to Levy</b>	<b>\$ 130</b>
<b>Calculation of Assessments</b>	
Number of Parcels Assessed	85
Total Equivalent Benefit Units	85
Levy per AU	\$ 1.53
Maximum Levy per AU, 2020/2021	\$ 1.53

# Appendix A

## Assessment Diagram

The attached Assessment Diagram shows the boundary of LLMD 2019-01 and all of the parcels included within that boundary. All of the residential parcels are included on the Assessment Roll, which appears as Appendix B. The non-residential and public benefit parcels are not included in the allocation of LLMD costs.

PARCEL 1  
48-PM-52

2ND STREET

PARCEL 2  
51-PM-26

PARCEL 3  
48-PM-52



4/19/2022 10:31 AM G:\Mendota\_City\_of-3336\3336\B015-LLMD\_Formation\DWG\LA\_COLONIA\_EXHIBIT\_MAP\_v3.dwg -Michael Osborn



NOT TO SCALE

LANDSCAPE MAINTENANCE AREA  
 xx STREET NUMBER  
 xx LOT NUMBER

EST. 1968

**PROVOST & PRITCHARD**

CONSULTING GROUP

An Employee Owned Company

CITY OF MENDOTA

LANDSCAPE & LIGHTING MAINTENANCE DISTRICT 2019-01

**APPENDIX A – ASSESSMENT DIAGRAM**

DESIGN ENGINEER:

DATE: APRIL 2022

JOB NO:

SHEET OF

# Appendix B

## LLMD 2019-01 Assessment Roll

An Assessment Roll (a listing of all parcels assessed within LLMD 2019-01 and the amount of their assessment) has been filed with the City Clerk and is, by reference, made part of this Report. The assessment roll will be available for public inspection in the City Clerk's Office during normal City of Mendota office hours.

The Assessment Roll reflects all properties currently identified within LLMD 2019-01 and their proposed assessment amount(s) for this fiscal year. Each lot or parcel listed on the assessment roll is or will be shown and illustrated on the County Assessor's Roll and has been or will be assigned a County Assessor's Parcel Number. These records are, by reference, made part of this Report and shall govern for all details concerning the description of the lots or parcels. All assessments presented on the assessment roll are subject to change as a result of parcel changes made by the County including parcel splits, parcel merges or development changes that occur prior to the County securing the roll and generating tax bills for this fiscal year.

**City of Mendota**  
**Landscape & Lighting Maintenance District No. 2019-01**

**Benefit Zone 01 -- Tract 6218**

**Assessment Roll -- Fiscal Year 2022/2023**

Total Amount to be Assessed:		Landscape:	\$	21,638.00
		Lighting:	\$	130.00
		Total Levy:	\$	21,768.00

<b>Tract 6218</b>					<b>Fiscal Year Levy</b>		
Lot No.	APN	Address	Assigned AU	Landscape	Lighting	Total	
1	013 - 442 - 01	107 Ramirez Ave	1.0	\$ 254.56	\$ 1.53	\$	256.09
2	013 - 442 - 02	105 Ramirez Ave	1.0	\$ 254.56	\$ 1.53	\$	256.09
3	013 - 442 - 03	103 Ramirez Ave	1.0	\$ 254.56	\$ 1.53	\$	256.09
4	013 - 442 - 04	101 Ramirez Ave	1.0	\$ 254.56	\$ 1.53	\$	256.09
5	013 - 442 - 05	200 Lua Ave	1.0	\$ 254.56	\$ 1.53	\$	256.09
6	013 - 442 - 06	202 Lua Ave	1.0	\$ 254.56	\$ 1.53	\$	256.09
7	013 - 442 - 07	204 Lua Ave	1.0	\$ 254.56	\$ 1.53	\$	256.09
8	013 - 442 - 08	206 Lua Ave	1.0	\$ 254.56	\$ 1.53	\$	256.09
9	013 - 442 - 09	208 Lua Ave	1.0	\$ 254.56	\$ 1.53	\$	256.09
10	013 - 442 - 10	210 Lua Ave	1.0	\$ 254.56	\$ 1.53	\$	256.09
11	013 - 442 - 11	212 Lua Ave	1.0	\$ 254.56	\$ 1.53	\$	256.09
12	013 - 442 - 12	214 Lua Ave	1.0	\$ 254.56	\$ 1.53	\$	256.09
14	013 - 442 - 13	216 Lua Ave	1.0	\$ 254.56	\$ 1.53	\$	256.09
15	013 - 442 - 14	218 Lua Ave	1.0	\$ 254.56	\$ 1.53	\$	256.09
16	013 - 452 - 01	220 Lua Ave	1.0	\$ 254.56	\$ 1.53	\$	256.09
17	013 - 452 - 02	222 Lua Ave	1.0	\$ 254.56	\$ 1.53	\$	256.09
18	013 - 452 - 03	224 Lua Ave	1.0	\$ 254.56	\$ 1.53	\$	256.09
19	013 - 452 - 04	226 Lua Ave	1.0	\$ 254.56	\$ 1.53	\$	256.09
20	013 - 452 - 05	228 Lua Ave	1.0	\$ 254.56	\$ 1.53	\$	256.09
21	013 - 452 - 06	230 Lua Ave	1.0	\$ 254.56	\$ 1.53	\$	256.09
22	013 - 452 - 07	232 Lua Ave	1.0	\$ 254.56	\$ 1.53	\$	256.09
23	013 - 452 - 08	234 Lua Ave	1.0	\$ 254.56	\$ 1.53	\$	256.09
24	013 - 452 - 09	236 Lua Ave	1.0	\$ 254.56	\$ 1.53	\$	256.09
25	013 - 452 - 10	238 Lua Ave	1.0	\$ 254.56	\$ 1.53	\$	256.09
26	013 - 452 - 11	240 Lua Ave	1.0	\$ 254.56	\$ 1.53	\$	256.09
27	013 - 452 - 12	400 Mendoza Court	1.0	\$ 254.56	\$ 1.53	\$	256.09
28	013 - 452 - 13	402 Mendoza Court	1.0	\$ 254.56	\$ 1.53	\$	256.09
29	013 - 452 - 14	404 Mendoza Court	1.0	\$ 254.56	\$ 1.53	\$	256.09
30	013 - 452 - 15	406 Mendoza Court	1.0	\$ 254.56	\$ 1.53	\$	256.09
31	013 - 452 - 16	408 Mendoza Court	1.0	\$ 254.56	\$ 1.53	\$	256.09
32	013 - 452 - 17	410 Mendoza Court	1.0	\$ 254.56	\$ 1.53	\$	256.09
33	013 - 452 - 18	412 Mendoza Court	1.0	\$ 254.56	\$ 1.53	\$	256.09
34	013 - 452 - 19	414 Mendoza Court	1.0	\$ 254.56	\$ 1.53	\$	256.09
35	013 - 452 - 20	416 Mendoza Court	1.0	\$ 254.56	\$ 1.53	\$	256.09
36	013 - 441 - 01	419 Mendoza Court	1.0	\$ 254.56	\$ 1.53	\$	256.09
37	013 - 441 - 02	417 Mendoza Court	1.0	\$ 254.56	\$ 1.53	\$	256.09
38	013 - 441 - 03	415 Mendoza Court	1.0	\$ 254.56	\$ 1.53	\$	256.09
39	013 - 441 - 04	413 Mendoza Court	1.0	\$ 254.56	\$ 1.53	\$	256.09
40	013 - 441 - 05	411 Mendoza Court	1.0	\$ 254.56	\$ 1.53	\$	256.09
41	013 - 441 - 06	409 Mendoza Court	1.0	\$ 254.56	\$ 1.53	\$	256.09
42	013 - 441 - 07	407 Mendoza Court	1.0	\$ 254.56	\$ 1.53	\$	256.09
43	013 - 451 - 01	405 Mendoza Court	1.0	\$ 254.56	\$ 1.53	\$	256.09
44	013 - 451 - 02	403 Mendoza Court	1.0	\$ 254.56	\$ 1.53	\$	256.09
45	013 - 451 - 03	401 Mendoza Court	1.0	\$ 254.56	\$ 1.53	\$	256.09
46	013 - 451 - 04	330 Rosales Lane	1.0	\$ 254.56	\$ 1.53	\$	256.09



**City of Mendota  
Landscape & Lighting Maintenance District No. 2019-01**

**Benefit Zone 01 -- Tract 6218**

**Assessment Roll -- Fiscal Year 2022/2023**

Total Amount to be Assessed:		Landscape:	\$	21,638.00
		Lighting:	\$	130.00
		Total Levy:	\$	21,768.00

Tract 6218					Fiscal Year Levy		
Lot No.	APN	Address	Assigned AU	Landscape	Lighting	Total	
47	013 - 451 - 05	332 Rosales Lane	1.0	\$ 254.56	\$ 1.53	\$	256.09
48	013 - 451 - 06	334 Rosales Lane	1.0	\$ 254.56	\$ 1.53	\$	256.09
49	013 - 441 - 08	336 Rosales Lane	1.0	\$ 254.56	\$ 1.53	\$	256.09
50	013 - 441 - 09	338 Rosales Lane	1.0	\$ 254.56	\$ 1.53	\$	256.09
51	013 - 441 - 10	340 Rosales Lane	1.0	\$ 254.56	\$ 1.53	\$	256.09
52	013 - 441 - 11	342 Rosales Lane	1.0	\$ 254.56	\$ 1.53	\$	256.09
53	013 - 441 - 12	344 Rosales Lane	1.0	\$ 254.56	\$ 1.53	\$	256.09
54	013 - 441 - 13	346 Rosales Lane	1.0	\$ 254.56	\$ 1.53	\$	256.09
55	013 - 441 - 14	348 Rosales Lane	1.0	\$ 254.56	\$ 1.53	\$	256.09
56	013 - 441 - 15	350 Rosales Lane	1.0	\$ 254.56	\$ 1.53	\$	256.09
57	013 - 441 - 16	129 Ramirez Ave	1.0	\$ 254.56	\$ 1.53	\$	256.09
58	013 - 441 - 17	127 Ramirez Ave	1.0	\$ 254.56	\$ 1.53	\$	256.09
59	013 - 441 - 18	125 Ramirez Ave	1.0	\$ 254.56	\$ 1.53	\$	256.09
60	013 - 441 - 19	123 Ramirez Ave	1.0	\$ 254.56	\$ 1.53	\$	256.09
61	013 - 441 - 20	121 Ramirez Ave	1.0	\$ 254.56	\$ 1.53	\$	256.09
62	013 - 441 - 21	119 Ramirez Ave	1.0	\$ 254.56	\$ 1.53	\$	256.09
63	013 - 441 - 22	117 Ramirez Ave	1.0	\$ 254.56	\$ 1.53	\$	256.09
64	013 - 441 - 23	115 Ramirez Ave	1.0	\$ 254.56	\$ 1.53	\$	256.09
65	013 - 441 - 24	113 Ramirez Ave	1.0	\$ 254.56	\$ 1.53	\$	256.09
66	013 - 441 - 25	111 Ramirez Ave	1.0	\$ 254.56	\$ 1.53	\$	256.09
67	013 - 441 - 26	109 Ramirez Ave	1.0	\$ 254.56	\$ 1.53	\$	256.09
68	013 - 443 - 19	108 Ramirez Ave	1.0	\$ 254.56	\$ 1.53	\$	256.09
69	013 - 443 - 18	110 Ramirez Ave	1.0	\$ 254.56	\$ 1.53	\$	256.09
70	013 - 443 - 17	112 Ramirez Ave	1.0	\$ 254.56	\$ 1.53	\$	256.09
71	013 - 443 - 16	114 Ramirez Ave	1.0	\$ 254.56	\$ 1.53	\$	256.09
72	013 - 443 - 15	116 Ramirez Ave	1.0	\$ 254.56	\$ 1.53	\$	256.09
73	013 - 443 - 14	118 Ramirez Ave	1.0	\$ 254.56	\$ 1.53	\$	256.09
74	013 - 443 - 13	343 Rosales Lane	1.0	\$ 254.56	\$ 1.53	\$	256.09
75	013 - 443 - 12	341 Rosales Lane	1.0	\$ 254.56	\$ 1.53	\$	256.09
76	013 - 443 - 11	339 Rosales Lane	1.0	\$ 254.56	\$ 1.53	\$	256.09
77	013 - 443 - 10	337 Rosales Lane	1.0	\$ 254.56	\$ 1.53	\$	256.09
78	013 - 443 - 09	335 Rosales Lane	1.0	\$ 254.56	\$ 1.53	\$	256.09
79	013 - 443 - 08	333 Rosales Lane	1.0	\$ 254.56	\$ 1.53	\$	256.09
80	013 - 443 - 07	331 Rosales Lane	1.0	\$ 254.56	\$ 1.53	\$	256.09
81	013 - 443 - 06	225 Lua Ave	1.0	\$ 254.56	\$ 1.53	\$	256.09
82	013 - 443 - 05	223 Lua Ave	1.0	\$ 254.56	\$ 1.53	\$	256.09
83	013 - 443 - 04	221 Lua Ave	1.0	\$ 254.56	\$ 1.53	\$	256.09
84	013 - 443 - 03	219 Lua Ave	1.0	\$ 254.56	\$ 1.53	\$	256.09
85	013 - 443 - 02	217 Lua Ave	1.0	\$ 254.56	\$ 1.53	\$	256.09
86	013 - 443 - 01	215 Lua Ave	1.0	\$ 254.56	\$ 1.53	\$	256.09
Total Levy:				\$ 21,638.00	\$ 130.00	\$	21,768.00

**Animal Control  
Monthly Log**

April 2022

Location	Date	Type	BREED/ DESCRIPTION	Sex	Owner	Impounded Y/N	DOG DISPO & DATE	Case Dispo	Offense	Fine
318 K ST	4/2/2021	ANIMAL COMPLAINT	ROOSTER IN NEIGHBORS BACKYARD	N/A	N/A	N/A	GOT RID OF ROOSTER	WARNING	1ST	\$0.00
84 SEGOVIA	4/2/2021	ANIMAL COMPLAINT	1 GERMAN SHEP	MALE	N/A	YES	FHAS RESCUE	COMPLETE	N/A	\$0.00
249 I ST	4/6/2021	ANIMAL COMPLAINT	1 SMALL BLACK DOG	MALE	ELMER JAVIER MELENDEZ	NO	RETURNED TO OWNER	CITED	2ND	\$100.00
266 TUFT	4/7/2021	ANIMAL COMPLAINT	2 SMALL AGGRESSIVE DOGS	MALE/ MALE	N/A	YES	FHAS RESCUE	COMPLETE	N/A	\$0.00
MENDOTA PD	4/7/2021	ANIMAL COMPLAINT	PICKING UP DOG AFTER QUARANTINE/ DOG BITE	MALE	LUCIA AISPURO	YES	RETURNED TO OWNER	CITED	1ST	\$150.00
605 BASS	4/9/2021	ANIMAL COMPLAINT	1 LARGE DOG & 1 CHIHUAHUA	MALE/MALE	N/A	YES (2)	FHAS RESCUE	COMPLETE	N/A	\$0.00
635 GAXIOLA	4/9/2021	ANIMAL COMPLAINT	1 LARGE BROWN PITBULL NEIGHBORS KILLED CAT	MALE	RICARDO ZERMINO	NO	WITH OWNERS	CITED	1ST	\$150.00
627 LOZANO	4/12/2021	ANIMAL COMPLAINT	TRYING TO GET HER CATS FROM NEIGHBORS BACKYARD	N/A	DOLORES FRANCISCO	N/A	CATS WERE NOT THERE	NECESSARY ACTION TAKEN	N/A	\$0.00
1648 10TH ST	4/14/2021	ANIMAL COMPLAINT	1 BIG GERMAN SHEP	FEMALE	N/A	YES	FHAS RESCUE	COMPLETE	N/A	\$0.00
490 SORENSON	4/14/2021	ANIMAL COMPLAINT	2 SMALLTERRIER DOGS	MALE/ FEMALE	N/A	YES	FHAS RESCUE	COMPLETE	N/A	\$0.00
7TH/ STAMOULES	4/14/2021	ANIMAL COMPLAINT	1 LARGE LAB	MALE	N/A	YES	FHAS RESCUE	COMPLETE	N/A	\$0.00
MENDOTA ELEMENTARY	4/15/2021	ANIMAL COMPLAINT	1 BLACK DOG & 1 BROWN DOG	FEMALE	N/A	YES (1)	FHAS RESCUE	NECESSARY ACTION TAKEN	N/A	\$0.00
MENDOTA PD	4/15/2021	ANIMAL COMPLAINT	1 INJURED CAT WITH OPEN WOUNDS	MALE	N/A	YES	FHAS RESCUE	NECESSARY ACTION TAKEN	N/A	\$0.00
630 KATE	4/20/2021	ANIMAL COMPLAINT	QUESTIONS ON DOG BITE THAT OCCD 4/11/21	N/A	N/A	N/A	N/A	COMPLETE	N/A	\$0.00
49 VERA	4/20/2021	ANIMAL COMPLAINT	QUESTION ON MISSING DOG	N/A	N/A	N/A	N/A	COMPLETE	N/A	\$0.00
785 MARIE	4/22/2021	ANIMAL COMPLAINT	BEES OUT OF ABANDONED HOUSE	N/A	N/A	N/A	N/A	NECESSARY ACTION TAKEN	N/A	\$0.00
1248 6TH ST	4/26/2021	ANIMAL COMPLAINT	COMPLAIN ABOUT NEGHBORS DOGS AT LARGE	N/A	N/A	NO	WITH OWNERS	NECESSARY ACTION TAKEN	N/A	\$0.00
211 MALDONADO	4/27/2021	ANIMAL COMPLAINT	QUESTION ON MISSING DOG	N/A	N/A	N/A	N/A	COMPLETE	N/A	\$0.00
MENDOTA JR HIGH	4/28/2021	ANIMAL COMPLAINT	1 LARGE HUSKY ON CAMPUS	FEMALE	N/A	YES	FHAS RESCUE	COMPLETE	N/A	\$0.00
MENDOTA ELEMENTARY	4/29/2021	ANIMAL COMPLAINT	1 LARGE PITBULL	N/A	N/A	NO	GONE ON ARRIVAL	NECESSARY ACTION TAKEN	N/A	\$0.00
614 J ST	4/30/2021	ANIMAL COMPLAINT	1 LIGHT BROWN PITBULL	FEMALE	N/A	YES	AT DOG POUND	COMPLETE	N/A	\$0.00
1675 J ST	4/30/2021	ANIMAL COMPLAINT	COMPLAIN ABOUT NEGHBORS DOGS AT LARGE	N/A	N/A	NO	UNABLE TO LOCATE	COMPLETE	N/A	\$0.00
						<b>TOTAL IMPOUNDED: 12</b>			<b>TOTAL:</b>	\$400.00
						<b>RETURNED TO OWNER: 2</b>				
						<b>VET RESCUE: 9</b>				
						<b>SLEEP: 0</b>				
						<b>AT DOG POUND: 1</b>				

**Code Enforcement  
Monthly Log**

April 2021

ADDRESS	TYPE OF CASE	1ST NOTICE	DEADLINE	STATUS	FINE AMOUNT
FRESNO	MISC. INVESTIGATION	4/1/2021	N/A	COMPLETE	\$0.00
NAPLES / 8TH ST	VEHICLE CHECK	4/1/2021	N/A	CHECKS OKAY	\$0.00
OLLER / 6TH ST	VEHICLE CHECK	4/1/2021	N/A	CHECKS OKAY	\$0.00
413 MENDOZA ST	MUNI CODE VIOLATION	4/1/2021	4/6/2021	WARNING	\$0.00
231 2ND ST	COMMUNITY CONTACT	4/1/2021	N/A	COMPLETE	\$0.00
549 LOLITA ST	VEHICLE CHECK	4/1/2021	N/A	CHECKS OKAY	\$0.00
DIVISADERO / I ST	VEHICLE CHECK	4/1/2021	N/A	CHECKS OKAY	\$0.00
7TH / KATE ST	VEHICLE CHECK	4/1/2021	N/A	CHECKS OKAY	\$0.00
FRESNO	DETAIL-SPECIAL DETAIL	4/1/2021	N/A	COMPLETE	\$0.00
COOKS COMMUNICATIONS	DETAIL-SPECIAL DETAIL	4/2/2021	N/A	COMPLETE	\$0.00
321 RIOS ST	MISC. INVESTIGATION	4/2/2021	N/A	NECESSARY ACTION TAKEN	\$0.00
BASS / BARBOZA ST	PUBLIC HAZARD	4/2/2021	N/A	COMPLETE	\$0.00
603 PEACH AVE	VEHICLE CHECK	4/2/2021	N/A	CHECKS OKAY	\$0.00
OLLER / 2ND ST	VEHICLE CHECK	4/3/2021	N/A	CITATION ISSUED	\$100.00
103 RAMIREZ ST	VEHICLE CHECK	4/3/2021	N/A	CITATION ISSUED	\$50.00
295 NAPLES ST	VEHICLE CHECK	4/3/2021	4/6/2021	72 HOUR TAG	\$0.00
NAPLES / 9TH ST	COMMUNITY CONTACT	4/3/2021	N/A	NECESSARY ACTION TAKEN	\$0.00
210 LUA AVE	COMMUNITY CONTACT	4/3/2021	N/A	COMPLETE	\$0.00
ALLEY WY BTW MCCABE / FLEMMING	VEHICLE CHECK	4/4/2021	N/A	CHECKS OKAY	\$0.00
9TH / NAPLES ST	COMMUNITY CONTACT	4/4/2021	N/A	COMPLETE	\$0.00
295 NAPLES ST	VEHICLE CHECK	4/4/2021	N/A	CITATION ISSUED	\$50.00
151 CERVANTES ST	VEHICLE CHECK	4/4/2021	N/A	CITATION ISSUED	\$50.00
N. JUANITA / DIVISADERO ST	VEHICLE CHECK	4/4/2021	N/A	CITE / TOWED	\$50.00
654 LOZANO ST	PATROL CHECKS	4/4/2021	N/A	COMPLETE	\$0.00
997 OLLER ST	COMMUNITY CONTACT	4/5/2021	N/A	COMPLETE	\$0.00
296 OLLER ST	COMMUNITY CONTACT	4/5/2021	N/A	COMPLETE	\$0.00
260 OLLER ST	COMMUNITY CONTACT	4/5/2021	N/A	COMPLETE	\$0.00
197 DERRICK AVE	COMMUNITY CONTACT	4/5/2021	N/A	COMPLETE	\$0.00
680 DERRICK AVE	COMMUNITY CONTACT	4/5/2021	N/A	COMPLETE	\$0.00
750 DERRICK AVE	COMMUNITY CONTACT	4/5/2021	N/A	COMPLETE	\$0.00
747 DERRICK AVE	COMMUNITY CONTACT	4/5/2021	N/A	COMPLETE	\$0.00
612 GARCIA ST	MUNI CODE VIOLATION (TRASH)	4/5/2021	N/A	WARNING	\$0.00
TUFT / SORENSON AVE	VEHICLE CHECK	4/5/2021	N/A	CHECKS OKAY	\$0.00
1916 6TH ST	VEHICLE CHECK	4/5/2021	N/A	CHECKS OKAY	\$0.00
791 STAMOULES ST	MUNI CODE VIOLATION (APPLIANCE)	4/5/2021	4/10/2021	WARNING	\$0.00
449 QUINCE ST	VEHICLE CHECK	4/6/2021	N/A	CHECKS OKAY	\$0.00
413 RIO FRIO ST	VEHICLE CHECK	4/6/2021	N/A	COMPLETE / TOWED	\$0.00
620 PEACH AVE	MUNI CODE VIOLATION (APPLIANCE)	4/6/2021	N/A	WARNING	\$0.00
8TH / TULE ST	VEHICLE CHECK	4/6/2021	N/A	CHECKS OKAY	\$0.00
LOZANO / HERNANDEZ ST	MUNI CODE VIOLATION (APPLIANCE)	4/7/2021	N/A	CITATION ISSUED	\$150.00
527 I ST	MUNI CODE VIOLATION (JUNK/TRASH)	4/7/2021	4/21/2021	WARNING	\$0.00
528 I ST	MUNI CODE VIOLATION (WOODEN STRUCTURE)	4/7/2021	4/21/2021	WARNING	\$0.00
545 BOU CIR	MUNI CODE VIOLATION (VEH PARKED ON LAWN)	4/7/2021	4/21/2021	WARNING	\$0.00
534 BOU CIR	MUNI CODE VIOLATION (WATER HEATER)	4/7/2021	4/21/2021	WARNING	\$0.00
775 I ST	MUNI CODE VIOLATION (TRASH ON DRIVEWAY)	4/7/2021	4/21/2021	WARNING	\$0.00
665 I ST	MUNI CODE VIOLATION (ABANDONED VEH)	4/7/2021	4/21/2021	WARNING	\$0.00
626 I ST	MUNI CODE VIOLATION (ABANDONED VEH)	4/7/2021	4/21/2021	WARNING	\$0.00

**Code Enforcement  
Monthly Log**

April 2021

625 I ST	MUNI CODE VIOLATION (TIRES)	4/7/2021	4/21/2021	WARNING	\$0.00
318 K ST	COMMUNITY CONTACT	4/7/2021	N/A	NECESSARY ACTION TAKEN	\$0.00
216 6TH ST	VEHICLE CHECK	4/7/2021	N/A	72 HOUR TAG	\$0.00
605 LOZANO ST	VEHICLE CHECK	4/7/2021	N/A	CHECKS OKAY	\$0.00
600 BLOCK LOZANO ST	VEHICLE CHECK	4/7/2021	4/10/2021	72 HOUR TAG	\$0.00
649 LOZANO ST	MUNI CODE VIOLATION (ABANDONED VEH)	4/7/2021	4/10/2021	72 HOUR TAG	\$0.00
648 LOZANO ST	MUNI CODE VIOLATION	4/7/2021	N/A	WARNING	\$0.00
649 LOZANO ST	INFORMATION	4/7/2021	N/A	COMPLETE	\$0.00
721 4TH ST	VEHICLE CHECK	4/7/2021	N/A	COMPLETE	\$0.00
534 BOU CIR	MUNI CODE VIOLATION	4/7/2021	N/A	COMPLETE	\$0.00
906 2ND ST	PARKING CITE	4/7/2021	N/A	CITATION ISSUED	\$50.00
942 2ND ST	VEHICLE CHECK	4/7/2021	N/A	72 HOUR TAG	\$0.00
4TH / I ST	VEHICLE CHECK	4/7/2021	N/A	CITATION ISSUED	\$50.00
L / I ST	MUNI CODE VIOLATION (ABANDONED VEH)	4/7/2021	4/21/2021	WARNING	\$0.00
554 J ST	CITIZEN ASSIST	4/7/2021	N/A	NECESSARY ACTION TAKEN	\$0.00
J / I ST	MUNI CODE VIOLATION (UTILITY TRAILER)	4/7/2021	4/21/2021	WARNING	\$0.00
203 J ST	CITIZEN ASSIST	4/7/2021	N/A	NECESSARY ACTION TAKEN	\$0.00
295 NAPLES ST	VEHICLE CHECK	4/8/2021	N/A	CITE / TOWED	\$50.00
GAXIOLA / BARBOZA ST	VEHICLE CHECK	4/8/2021	N/A	CITE / TOWED	\$50.00
683 LOZANO ST	MUNI CODE VIOLATION (TIRES)	4/8/2021	4/13/2021	WARNING	\$0.00
645 DE LA CRUZ ST	MUNI CODE VIOLATION	4/8/2021	N/A	CHECKS OKAY	\$0.00
307 RIOS ST	VEHICLE CHECK	4/8/2021	4/11/2021	72 HOUR TAG	\$0.00
319 RIOS ST	MUNI CODE VIOLATION (TRASH ON DRIVEWAY)	4/8/2021	N/A	WARNING	\$0.00
32 DIAZ ST	MUNI CODE VIOLATION (ABANDONED VEH X2)	4/8/2021	4/13/2021	WARNING	\$0.00
692 SORENSON ST	MUNI CODE VIOLATION	4/8/2021	N/A	CITATION ISSUED	\$150.00
ALLEY WY BEHIND 918 OLLER ST	VEHICLE CHECK	4/8/2021	N/A	CHECKS OKAY	\$0.00
NAPLES / DERRICK AVE	VEHICLE CHECK	4/8/2021	N/A	CHECKS OKAY	\$0.00
519 LOLITA ST	VEHICLE CHECK	4/8/2021	N/A	NECESSARY ACTION TAKEN	\$0.00
191 STRAW AVE	VEHICLE CHECK	4/8/2021	N/A	TOWED	\$0.00
LOZANO / HERNANDEZ ST	VEHICLE CHECK	4/8/2021	4/11/2021	72 HOUR TAG	\$0.00
224 LUA AVE	VEHICLE CHECK	4/8/2021	N/A	CHECKS OKAY	\$0.00
54 GURROLA ST	MUNI CODE VIOLATION (TRASH CANS)	4/8/2021	N/A	NECESSARY ACTION TAKEN	\$0.00
1640 9TH ST	VEHICLE CHECK	4/8/2021	4/11/2021	72 HOUR TAG	\$0.00
950 RIO FRIO ST	VEHICLE CHECK	4/8/2021	4/11/2021	72 HOUR TAG	\$0.00
1837 JENNINGS ST	MUNI CODE VIOLATION	4/8/2021	N/A	CITE X3	\$75.00
FRESNO	MISC. INVESTIGATION	4/9/2021	N/A	COMPLETE	\$0.00
9TH / TULE ST	VEHICLE CHECK	4/9/2021	4/12/2021	72 HOUR TAG	\$0.00
1048 QUINCE ST	VEHICLE CHECK	4/9/2021	N/A	CITATION ISSUED	\$50.00
1167 PUCHEU ST	MUNI CODE VIOLATION (APPLIANCE)	4/9/2021	N/A	CITATION ISSUED	\$150.00
325 PUCHEU ST	MUNI CODE VIOLATION (TRASH/JUNK)	4/9/2021	N/A	WARNING	\$0.00
2ND / J ST	VEHICLE CHECK	4/10/2021	4/13/2021	CITE / 72 HOUR TAG	\$50.00
PEREZ / BARBOZA ST	VEHICLE CHECK	4/10/2021	4/13/2021	72 HOUR TAG	\$0.00
PEREZ / LOZANO ST	VEHICLE CHECK	4/10/2021	4/13/2021	72 HOUR TAG	\$0.00
647 PEREZ ST	VEHICLE CHECK	4/10/2021	4/13/2021	CITE / 72 HOUR TAG	\$50.00
RAMIREZ / BARBOZA ST	VEHICLE CHECK	4/11/2021	4/14/2021	72 HOUR TAG	\$0.00
9TH / LOLITA ST	VEHICLE CHECK	4/11/2021	N/A	CHECKS OKAY	\$0.00
6TH / OLLER ST	MUNI CODE VIOLATION (VEH DISPLAY FOR SALE)	4/11/2021	N/A	CITATION ISSUED	\$50.00
LOZANO / PEREZ ST	VEHICLE CHECK	4/11/2021	N/A	CHECKS OKAY	\$0.00

**Code Enforcement  
Monthly Log**

April 2021

1682 4TH ST	INFORMATION	4/12/2021	N/A	COMPLETE	\$0.00
8TH / OLLER ST	COMMUNITY CONTACT	4/12/2021	N/A	COMPLETE	\$0.00
1099 7TH ST	MUNI CODE VIOLATION	4/12/2021	N/A	NECESSARY ACTION TAKEN	\$0.00
7TH / KATE ST	MUNI CODE VIOLATION (WEED ABATEMENTS)	4/12/2021	N/A	COMPLETE	\$0.00
661 KATE ST	MUNI CODE VIOLATION	4/12/2021	N/A	COMPLETE	\$0.00
7TH / JUANITA ST	MUNI CODE VIOLATION (WEED ABATEMENTS)	4/12/2021	N/A	COMPLETE	\$0.00
731 JUANITA ST	MUNI CODE VIOLATION (WEED ABATEMENTS)	4/12/2021	N/A	COMPLETE	\$0.00
4TH / PUCHEU ST	VEHICLE CHECK	4/12/2021	N/A	CHECKS OKAY	\$0.00
313 RIOS ST	MUNI CODE VIOLATION (APPLIANCE)	4/12/2021	N/A	WARNING	\$0.00
325 RIOS ST	PARKING CITE	4/12/2021	N/A	CITATION ISSUED	\$50.00
310 BLACK ST	MUNI CODE VIOLATION (PARKING ON LAWN)	4/12/2021	N/A	WARNING	\$0.00
39 CASTRO ST	MUNI CODE VIOLATION (TRUCK TRIALER)	4/13/2021	4/18/2021	72 HOUR TAG	\$0.00
PEREZ / BARBOZA ST	VEHICLE CHECK	4/13/2021	N/A	CHECKS OKAY	\$0.00
566 LOLITA ST	MUNI CODE VIOLATION (WEED ABATEMENTS)	4/13/2021	N/A	COMPLETE	\$0.00
642 LOLITA ST	MUNI CODE VIOLATION (WEED ABATEMENTS)	4/13/2021	N/A	COMPLETE	\$0.00
557 4TH ST	MUNI CODE VIOLATION (WEED ABATEMENTS)	4/13/2021	N/A	COMPLETE	\$0.00
GOMEZ / GARCIA ST	MUNI CODE VIOLATION (WEED ABATEMENTS)	4/13/2021	N/A	COMPLETE	\$0.00
639 GARCIA ST	COMMUNITY CONTACT	4/13/2021	N/A	COMPLETE	\$0.00
600 BLK DE LA CRUZ ST	MUNI CODE VIOLATION (WEED ABATEMENTS)	4/13/2021	N/A	COMPLETE	\$0.00
BASS / 2ND ST	MUNI CODE VIOLATION (ILLEGAL MECHANICS)	4/14/2021	N/A	CITATION ISSUED	\$100.00
6TH / OLLER ST	MUNI CODE VIOLATION (DISPLAY FOR SALE)	4/14/2021	N/A	CITATION ISSUED	\$50.00
MEPD	LOBBY TRAFFIC	4/14/2021	N/A	COMPLETE	\$0.00
968 RIO FRIO ST	VEHICLE NUISANCE	4/14/2021	N/A	CHECKS OKAY	\$0.00
OLLER / 10TH ST	MUNI CODE VIOLATION	4/14/2021	N/A	CITATION ISSUED	\$50.00
HERNANDEZ / GAXIOLA ST	MUNI CODE VIOLATION	4/15/2021	N/A	CITATION ISSUED	\$50.00
1000 2ND ST	VEHICLE CHECK	4/15/2021	4/18/201	72 HOUR TAG	\$0.00
BARBOZA / PEREZ ST	MUNI CODE VIOLATION (WEED ABATMENTS)	4/15/2021	N/A	NECESSARY ACTION TAKEN	\$0.00
LOZANO / PEREZ ST	MUNI CODE VIOLATION (WEED ABATMENTS)	4/15/2021	N/A	NECESSARY ACTION TAKEN	\$0.00
HWY 33 / BASS AVE	MUNI CODE VIOLATION (WEED ABATMENTS)	4/15/2021	N/A	NECESSARY ACTION TAKEN	\$0.00
951 RIO FRIO ST	MUNI CODE VIOLATION (ABANDONED VEHICLE)	4/15/2021	N/A	WARNING	\$0.00
611 GAXIOLA ST	MUNI CODE VIOLATION (ABANDONED VEH/TRASH)	4/15/2021	N/A	CITATION ISSUED X2	\$300.00
NAPLES ST	PATROL CHECKS	4/16/2021	N/A	COMPLETE	\$0.00
DOLLAR GENERAL	COMMUNITY CONTACT	4/16/2021	N/A	COMPLETE	\$0.00
PUCHEU ST	PATROL CHECKS	4/16/2021	N/A	COMPLETE	\$0.00
OLLER ST	PATROL CHECKS	4/16/2021	N/A	COMPLETE	\$0.00
OLLER / 6TH ST	VEHICLE CHECK	4/16/2021	N/A	CITATION ISSUED	\$50.00
GARCIA / RIOS ST	VEHICLE CHECK	4/16/2021	N/A	CHECKS OKAY	\$0.00
4TH / QUINCE ST	MUNI CODE VIOLATION	4/16/2021	N/A	WARNING	\$0.00
139 CASTRO ST	MUNI CODE VIOLATION	4/16/2021	N/A	WARNING	\$0.00
252 ESPINOZA ST	VEHICLE CHECK	4/16/2021	4/18/2021	72 HOUR TAG	\$0.00
6TH / JUANITA ST	VEHICLE CHECK	4/16/2021	N/A	72 HOUR TAG	\$0.00
1721 7TH ST	COMMUNITY CONTACT	4/16/2021	N/A	COMPLETE	\$0.00
367 QUINCE ST	PUBLIC NUISANCE	4/17/2021	N/A	NECESSARY ACTION TAKEN	\$0.00
OLLER / 6TH ST	MUNI CODE VIOLATION (VEH DISPLAY FOR SALE)	4/17/2021	N/A	CITATION ISSUED	\$50.00
PEREZ / LOZANO ST	VEHICLE CHECK	4/17/2021	N/A	COMPLETE / TOWED	\$50.00
1054 OLLER ST	VEHICLE CHECK	4/17/2021	4/20/2021	72 HOUR TAG	\$0.00
643 LOLITA ST	COMMUNITY CONTACT	4/17/2021	N/A	COMPLETE	\$0.00
PEREZ / LOZANO ST	VEHICLE CHECK	4/18/2021	4/21/2021	72 HOUR TAG	\$0.00

**Code Enforcement  
Monthly Log**

April 2021

STAMOULES / 5TH ST	COMMUNITY CONTACT	4/18/2021	N/A	COMPLETE	\$0.00
STAMOULES ST	PATROL CHECKS (WEED ABATEMENTS)	4/18/2021	N/A	COMPLETE	\$0.00
TULE ST	PATROL CHECKS (WEED ABATEMENTS)	4/18/2021	N/A	COMPLETE	\$0.00
DERRICK AVE	PATROL CHECKS (WEED ABATEMENTS)	4/18/2021	N/A	COMPLETE	\$0.00
2ND / OLLER ST	VEHICLE CHECK	4/18/2021	N/A	CITATION ISSUED	\$50.00
5TH / NAPLES ST	VEHICLE CHECK	4/18/2021	N/A	CITATION ISSUED	\$100.00
PEREZ / LOZANO ST	VEHICLE CHECK	4/18/2021	4/21/2021	72 HOUR TAG	\$0.00
9TH / OLLER ST	COMMUNITY CONTACT	4/19/2021	N/A	COMPLETE	\$0.00
306 L ST	VEHICLE CHECK	4/19/2021	N/A	CITATION ISSUED	\$50.00
452 4TH ST	MISC. INVESTIGATION	4/19/2021	N/A	COMPLETE	\$0.00
654 LOZANO ST	VEHICLE CHECK	4/19/2021	N/A	NECESSARY ACTION TAKEN	\$0.00
619 LOZANO ST	COMMUNITY CONTACT	4/19/2021	N/A	COMPLETE	\$0.00
633 GAXIOLA ST	MUNI CODE VIOLATION	4/20/2021	N/A	NECESSARY ACTION TAKEN	\$0.00
720 7TH ST	COMMUNITY CONTACT	4/21/2021	N/A	COMPLETE	\$0.00
6TH/OLLER	VEHICLE CHECK	4/21/2021	4/24/2021	72 HOUR TAG	\$0.00
10TH / OLLER ST	MUNI CODE VIOLATION (WEED ABATMENTS)	4/21/2021	N/A	COMPLETE	\$0.00
MEPD	LOBBY TRAFFIC	4/21/2021	N/A	COMPLETE	\$0.00
491 N. KATE ST	FOLLOW UP	4/21/2021	N/A	COMPLETE	\$0.00
654 LOZANO ST	VEHICLE CHECK	4/21/2021	N/A	TOWED	\$0.00
648 LOZANO ST	MUNI CODE VIOLATION (APPLIANCE)	4/21/2021	N/A	CITATION ISSUED	\$150.00
POST OFFICE	COMMUNITY CONTACT	4/22/2021	N/A	COMPLETE	\$0.00
2ND / OLLER ST	PARKING VIOLATION	4/22/2021	N/A	CITED	\$100.00
800 GARCIA ST	VEHICLE CHECK	4/22/2021	N/A	72 HOUR TAG	\$0.00
2ND / OLLER ST	VEHICLE CHECK	4/22/2021	N/A	CITATION ISSUED	\$50.00
830 KATE ST	FOLLOW UP	4/22/2021	N/A	NECESSARY ACTION TAKEN	\$0.00
218 OLLER ST	COMMUNITY CONTACT	4/23/2021	N/A	COMPLETE	\$0.00
FRESNO	MISC. INVESTIGATION	4/23/2021	N/A	COMPLETE	\$0.00
CITY HALL	COMMUNITY CONTACT	4/23/2021	N/A	COMPLETE	\$0.00
218 OLLER ST	COMMUNITY CONTACT	4/24/2021	N/A	COMPLETE	\$0.00
LA COLONIA	COMMUNITY CONTACT	4/24/2021	N/A	COMPLETE	\$0.00
655 LOLITA ST	COMMUNITY CONTACT	4/24/2021	N/A	COMPLETE	\$0.00
218 OLLER ST	COMMUNITY CONTACT	4/25/2021	N/A	COMPLETE	\$0.00
LOZANO / BLANCO ST	VEHICLE CHECK	4/25/2021	N/A	CITATION ISSUED X2	\$100.00
202 LUA AVE	VEHICLE CHECK	4/25/2021	N/A	CITATION ISSUED	\$50.00
422 MARTINEZ CT	VEHICLE CHECK	4/25/2021	N/A	WARNING	\$0.00
750 DERRICK AVE	COMMUNITY CONTACT	4/25/2021	N/A	COMPLETE	\$0.00
2ND / NAPLES ST	VEHICLE CHECK	4/25/2021	N/A	CITE / TOWED	\$50.00
800 GARCIA ST	PATROL CHECKS	4/25/2021	N/A	COMPLETE	\$0.00
GARCIA / GOMEZ ST	VEHICLE CHECK	4/25/2021	N/A	CITATION ISSUED	\$50.00
PEREZ / LOZANO ST	VEHICLE CHECK	4/25/2021	N/A	CITE / TOWED	\$50.00
218 OLLER ST	COMMUNITY CONTACT	4/25/2021	N/A	COMPLETE	\$0.00
LOZANO PARK	PATROL CHECK	4/25/2021	N/A	COMPLETE	\$0.00
LA COLONIA	COMMUNITY CONTACT	4/25/2021	N/A	COMPLETE	\$0.00
MEPD	LOBBY TRAFFIC	4/26/2021	N/A	NECESSARY ACTION TAKEN	\$0.00
CITY HALL	COMMUNITY CONTACT	4/26/2021	N/A	COMPLETE	\$0.00
630 KATE ST	FOLLOW UP	4/26/2021	N/A	COMPLETE	\$0.00
MEPD	LOBBY TRAFFIC	4/26/2021	N/A	NECESSARY ACTION TAKEN	\$0.00
617 4TH ST	MUNI CODE VIOLATION (APPLIANCE)	4/26/2021	N/A	WARNING	\$0.00

**Code Enforcement  
Monthly Log**

April 2021

633 GAXIOLA ST	PARKING CITE	4/26/2021	N/A	CITATION ISSUED	\$50.00
629 GARCIA ST	MUNI CODE VIOLATION (WEEDS)	4/26/2021	N/A	WARNING	\$0.00
MEPD	LOBBY TRAFFIC	4/26/2021	N/A	NECESSARY ACTION TAKEN	\$0.00
ALLEY WY BTW ROWE / MCCABE ST	VEHICLE CHECK	4/26/2021	N/A	NECESSARY ACTION TAKEN	\$0.00
3RD/ NAPLES	VEHICLE CHECK	4/27/2021	N/A	CITED	\$100.00
CITY HALL	COMMUNITY CONTACT	4/27/2021	N/A	COMPLETE	\$0.00
557 4TH ST	FOLLOW UP	4/27/2021	N/A	COMPLETE	\$0.00
657 LOZANO	COMMUNITY CONTACT	4/27/2021	N/A	COMPLETE	\$0.00
VERA CIR	VEHICLE CHECK	4/27/2021	N/A	CHECKS OKAY	\$0.00
7TH/ UNIDA	COMMUNITY CONTACT	4/27/2021	N/A	COMPLETE	\$0.00
2083 8TH ST	VEHICLE CHECK	4/27/2021	N/A	CITED/ TOWED	\$50.00
296 OLLER ST	COMMUNITY CONTACT	4/28/2021	N/A	COMPLETE	\$0.00
432 4TH ST	MUNICODE VIOLATION (PAINTING CARS NO BUSINESS LICENSE)	4/28/2021	N/A	UNABLE TO LOCATE	\$0.00
LA COLONIA	COMMUNITY CONTACT	4/28/2021	N/A	COMPLETE	\$0.00
2ND/ OLLER	PARKING VIOLATION	4/28/2021	N/A	CITED	\$100.00
8TH/ PUCHEU	VEHICLE CHECK	4/29/2021	N/A	CITED	\$50.00
103 KATE	VEHICLE NUISANCE	4/29/2021	N/A	CITED	\$50.00
LA COLONIA	SPECIAL DETAIL	4/29/2021	N/A	COMPLETE	\$0.00
654 LOZANO ST	COMMUNITY CONTACT	4/29/2021	N/A	COMPLETE	\$0.00
6TH/ RIO FRIO	VEHICLE CHECK	4/29/2021	N/A	CITED	\$50.00
572 STAMOULES	VEHICLE CHECK	4/29/2021	N/A	CITED	\$50.00
647 PEREZ ST	NOISE NUISANCE	4/29/2021	N/A	NECESSARY ACTION TAKEN	\$0.00
625 I ST	MUNICODE VIOLATION (FURNITURE OUT FRONT)	4/29/2021	N/A	WARNING	\$0.00
551 KATE	MUNICODE VIOLATION (TIRES/ JUNK)	4/29/2021	N/A	CITED	\$150.00
DIVISADERO/ I ST	VEHICLE CHECK	4/29/2021	5/2/2021	CITED/ RED TAGGED	\$50.00
616 I ST	MUNICODE VIOLATION (PARKED ON LAWN)	4/29/2021	N/A	CITED	\$25.00
563 I ST	PARKING VIOLATION	4/29/2021	N/A	CITED	\$50.00
611 KATE	PARKING VIOLATION	4/29/2021	N/A	CITED	\$50.00
FASTRIP MENDOTA	COMMUNITY CONTACT	4/30/2021	N/A	COMPLETE	\$0.00
430 KATE	VEHICLE CHECK	4/30/2021	N/A	CITED	\$50.00
7TH/ RIO FRIO	VEHICLE CHECK	4/30/2021	N/A	CITED/ TOWED	\$50.00
175 ASH	MUNICODE VIOLATION (TRUCK TRAILER PARKED IN RESIDENTIAL	4/30/2021	N/A	CITED	\$100.00
5TH/ NAPLES	PARKING VIOLATION	4/30/2021	N/A	CITED	\$150.00
DISTRICT OFFICE MENDOTA	COMMUNITY CONTACT	4/30/2021	N/A	COMPLETE	\$0.00
				<b>TOTAL:</b>	\$3,950.00



# MENDOTA POLICE DEPARTMENT

## APRIL 2022



CASE#	ADDRESS	RPT DATE	DAYS	ARREST	CRIME TYPE	CHARGES
220000705.1	716 IRE ST	4/1/2022	Fri	NO	MENTALLY UNSTABLE	WI 5150
220000706.1	740 NAPLES ST	4/1/2022	Fri	NO	INCIDENT REPORT	
220000707.1	BELMONT AV & OLLER ST	4/1/2022	Fri	NO	VANDALISM	PC 594
220000711.1	647 PEREZ ST	4/2/2022	Sat	NO	GRAND THEFT AUTO	VC 10851
220000712.1	6TH ST & LOLITA ST	4/2/2022	Sat	YES	WARRANT ARREST	PC 166
220000713.1	5TH ST & DMSADERO ST	4/2/2022	Sat	NO	VEHICLE STORAGE	VC 22651
220000720.1	545 BOLLER	4/3/2022	Sun	NO	GRAND THEFT AUTO	VC 10851
220000723.1	7TH ST & LOLITA ST	4/3/2022	Sun	YES	NARCOTICS VIOLATION	HS 11377
220000724.1	309 BLANCO ST	4/4/2022	Mon	NO	VEHICLE STORAGE	VC 22651
220000725.1	1000 AIRPORT BLVD	4/4/2022	Mon	NO	ERROR	
220000726.1	514 RIO FRIO ST	4/4/2022	Mon	YES	WARRANT ARREST	PC 166
220000727.1	6TH ST & PUCHEU ST	4/4/2022	Mon	YES	WARRANT ARREST	PC 166
220000728.1	657 4TH ST	4/4/2022	Mon	YES	WARRANT ARREST	PC 166
220000730.1	1000 AIRPORT BLVD	4/5/2022	Tue	NO	ARSON REGISTRANT	PC 457.1
220000731.1	442 NAPLES ST	4/5/2022	Tue	NO	VEHICLE STORAGE	VC 22651
220000732.1	647 PEREZ ST	4/5/2022	Tue	NO	FOUND PERSON	
220000733.1	1000 AIRPORT BLVD	4/5/2022	Tue	NO	LOST PROPERTY	
220000734.1	6TH ST & PUCHEU ST	4/5/2022	Tue	NO	TRAFFIC COLLISION	
220000735.1	681 LOLITA ST	4/5/2022	Tue	YES	VANDALISM	PC 594
220000738.1	607 MARIE ST	4/6/2022	Wed	NO	DECEASED PERSON	11-44
220000739.1	1248 OLLER ST	4/6/2022	Wed	NO	MISSING PERSON	
220000741.1	OLLER ST & BELMONT AV	4/6/2022	Wed	NO	PETTY THEFT	PC 484
220000742.1	6TH ST & DERRICK AV	4/6/2022	Wed	YES	WARRANT ARREST	PC 166
220000744.1	6TH ST & QUINCE ST	4/6/2022	Wed	YES	WARRANT ARREST	PC 166
220000747.1	768 DERRICK AV	4/6/2022	Wed	NO	PETTY THEFT	PC 484
220000749.1	660 STAMBOULES ST	4/7/2022	Thu	NO	VEHICLE STORAGE	VC 22651
220000755.1	5TH ST & OLLER ST	4/7/2022	Thu	YES	DUI ARREST	VC 23152AB
220000758.1	1000 AIRPORT BLVD	4/8/2022	Fri	NO	ERROR	
220000761.1	1931 6TH ST	4/8/2022	Fri	NO	HIT & RUN	VC 20002
220000762.1	BELMONT AV & OLLER ST	4/8/2022	Fri	NO	TRAFFIC COLLISION	
220000765.1	841 GAVOLA ST	4/8/2022	Fri	NO	VANDALISM	PC 594
220000770.1	1000 AIRPORT BLVD	4/8/2022	Fri	NO	ERROR	
220000772.1	684 DOZANO ST #201	4/8/2022	Fri	NO	INCIDENT REPORT	
220000773.1	424 DERRICK AV	4/8/2022	Fri	NO	INCIDENT REPORT	
220000774.1	685 LOLITA ST	4/9/2022	Sat	YES	VANDALISM	PC 594
220000775.1	424 DERRICK AV	4/9/2022	Sat	NO	INCIDENT REPORT	
220000778.1	2401 ST	4/9/2022	Sat	NO	VANDALISM	PC 594
220000779.1	1 ST & LOLITA ST	4/9/2022	Sat	NO	VANDALISM	PC 594
220000780.1	625 PUCHEU ST	4/10/2022	Sun	NO	GTA RECOVERY	
220000781.1	9TH ST & OLLER ST	4/10/2022	Sun	NO	HIT & RUN	VC 20002
220000782.1	1209 5TH ST	4/10/2022	Sun	NO	VANDALISM	PC 594
220000783.1	BASS AV & HWY 39	4/11/2022	Mon	NO	GTA RECOVERY	
220000784.1	685 LOLITA ST	4/11/2022	Mon	NO	GRAND THEFT AUTO	VC 10851





# MENDOTA POLICE DEPARTMENT

## APRIL 2022



CASE#	ADDRESS	RPT DATE	DAYS	ARREST	CRIME TYPE	CHARGES
220000785.1	413 S PINE ST	4/11/2022	Mon	NO	VANDALISM	PC 594
220000786.1	643 RIO FRIO ST	4/11/2022	Mon	NO	MISSING PERSON	
220000787.1	642 PUCHED ST	4/11/2022	Mon	NO	VEHICLE STORAGE	VC 22651
220000789.1	643 RIO FRIO ST	4/12/2022	Tue	NO	MENTALLY UNSTABLE	WI 5150
220000792.1	9TH ST & OLLER ST	4/12/2022	Tue	YES	WARRANT ARREST	PC 166
220000793.1	524 QUINCE ST #1	4/12/2022	Tue	NO	RUNAWAY JUVENILE	
220000796.1	610 4TH ST	4/13/2022	Wed	NO	INCIDENT REPORT	
220000797.1	1100 2ND ST	4/13/2022	Wed	NO	GRAND THEFT AUTO	VC 10851
220000799.1	DERRICK AV & SMOOT AV	4/13/2022	Wed	NO	VANDALISM	PC 594
220000800.1	676 LOLITA ST	4/13/2022	Wed	NO	LOST PROPERTY	
220000802.1	672 NAPLES ST	4/14/2022	Thu	NO	GRAND THEFT AUTO	VC 10851, RECOVERY
220000803.1	740 JUANITA ST	4/14/2022	Thu	YES	CRIMINAL THREAT	PC 422, HS 11364
220000804.1	600 GARCIA ST	4/14/2022	Thu	NO	INCIDENT REPORT	
220000810.1	291 L ST	4/15/2022	Fri	YES	AGGRAVATED ASSAULT (DV)	PC 273.5
220000811.1	7TH ST & LOLITA ST	4/15/2022	Fri	NO	AGGRAVATED ASSAULT	PC 245
220000812.1	1000 AIRPORT BLVD	4/15/2022	Fri	NO	CANCELLED	
220000816.1	1690 7TH ST	4/16/2022	Sat	NO	ROBBERY	PC 211
220000817.1	483 MARIE ST	4/16/2022	Sat	YES	AGGRAVATED ASSAULT	PC 245
220000818.1	4TH ST & 1ST	4/16/2022	Sat	NO	VEHICLE STORAGE	VC 22651
220000819.1	4TH CT & 4TH ST	4/16/2022	Sat	NO	VEHICLE STORAGE	VC 22651
220000826.1	365 OLLER ST	4/16/2022	Sat	NO	VANDALISM	PC 594
220000828.1	OXNARD ST & MALDONADO ST	4/16/2022	Sat	YES	DUI ARREST	VC 23140A
220000829.1	642 PUCHED ST	4/17/2022	Sun	NO	VEHICLE STORAGE	VC 22651
220000830.1	140 TUFT ST	4/17/2022	Sun	NO	GRAND THEFT AUTO	VC 10851
220000831.1	684 LOZANO ST	4/17/2022	Sun	NO	ATTEMPT GRAND THEFT	PC 664/487
220000832.1	300 RIOS ST	4/17/2022	Sun	NO	GRAND THEFT	PC 487
220000833.1	MCCABE AV & SORENSEN AV	4/17/2022	Sun	YES	WARRANT ARREST	PC 166
220000834.1	1699 11TH ST	4/17/2022	Sun	NO	BURGLARY	PC 459
220000835.1	7TH ST & STANCOULES ST	4/17/2022	Sun	YES	WARRANT ARREST	PC 166
220000837.1	AIRPORT BLVD & JUANITA ST	4/17/2022	Sun	YES	BREAKING TRACTION	VC23109
220000838.1	600 GARCIA ST	4/18/2022	Mon	NO	GRAND THEFT AUTO	VC 10851
220000839.1	111 BELMONT AV	4/18/2022	Mon	NO	INCIDENT REPORT	
220000840.1	5TH ST & MARIE ST	4/18/2022	Mon	YES	NARCOTICS VIOLATION	HS 11377
220000841.1	6TH ST & LOLITA ST	4/18/2022	Mon	YES	NARCOTICS VIOLATION	HS 11377
220000843.1	665 1ST	4/18/2022	Mon	NO	SIMPLE ASSAULT	PC 242
220000844.1	418 W BELMONT AV	4/19/2022	Tue	NO	INCIDENT REPORT	
220000845.1	142 2ND ST	4/19/2022	Tue	NO	GRAND THEFT AUTO	VC 10851
220000846.1	605 BASS AV	4/19/2022	Tue	NO	VANDALISM	PC 594
220000848.1	HWY 38 & LOZANO ST	4/19/2022	Tue	YES	NARCOTICS VIOLATION	HS 11377
220000849.1	665 LOLITA ST	4/19/2022	Tue	NO	VANDALISM	PC 594
220000850.1	DERRICK AV & BELMONT AV	4/19/2022	Tue	YES	BREAKING TRACTION	VC 23103, VC 2800.1
220000853.1	5TH ST & LOLITA ST	4/20/2022	Wed	YES	NARCOTICS VIOLATION	HS 11364
220000854.1	6TH ST & LOLITA ST	4/20/2022	Wed	YES	NARCOTICS VIOLATION	HS 11377



# MENDOTA POLICE DEPARTMENT

APRIL 2022

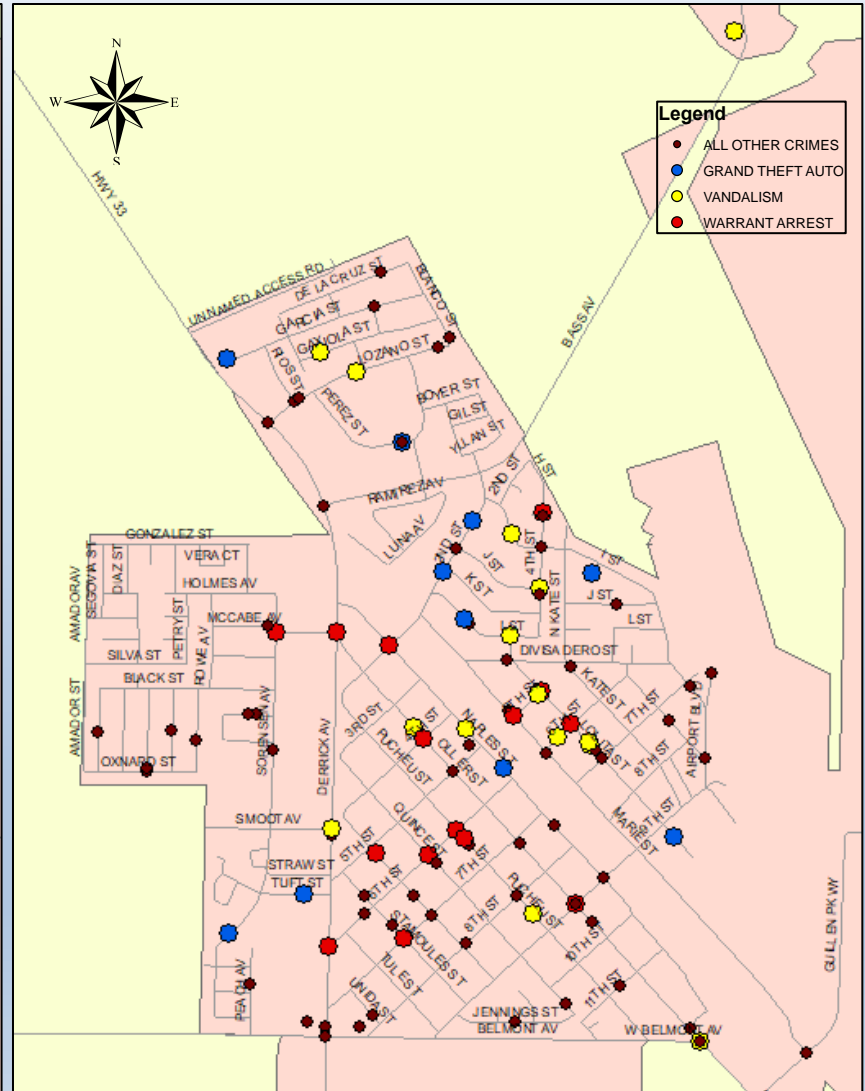
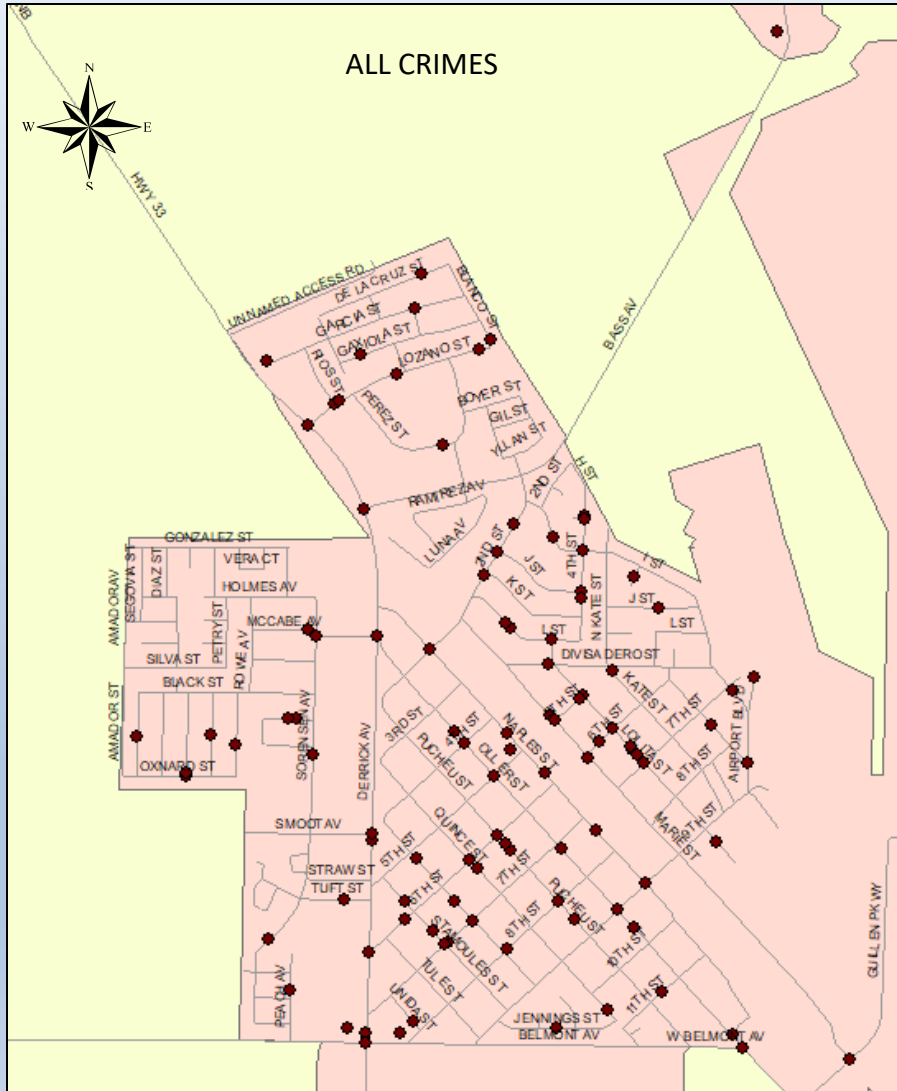


CASE#	ADDRESS	RPT DATE	DAYS	ARREST	CRIME TYPE	CHARGES
220000860.1	NAPLES ST & 4TH ST	4/21/2022	Thu	YES	PUBLIC INTOXICATION	PC 647F
220000861.1	625 PUCHEU ST	4/21/2022	Thu	YES	WARRANT ARREST	PC 166, PC 466
220000862.1	1248 6TH ST	4/21/2022	Thu	NO	VANDALISM	PC 594
220000874.1	617 GARCIA ST	4/22/2022	Fri	NO	INCIDENT REPORT	
220000875.1	1048 JENNINGS ST	4/22/2022	Fri	NO	INCIDENT REPORT	
220000876.1	254 OLLER ST	4/23/2022	Sat	NO	VEHICLE BURGLARY	PC 459
220000877.1	664 PEACH AV	4/23/2022	Sat	NO	ERROR	
220000878.1	250 SANTA CRUZ ST	4/23/2022	Sat	NO	INCIDENT REPORT	
220000881.1	605 LOZANO ST	4/23/2022	Sat	NO	INCIDENT REPORT	
220000882.1	715 OLLER ST	4/23/2022	Sat	NO	INCIDENT REPORT	
220000883.1	235 GREGG CT	4/23/2022	Sat	NO	MISSING PERSON	
220000884.1	MARIE ST & 6TH ST	4/23/2022	Sat	YES	WARRANT ARREST	PC 166
220000885.1	1000 2ND ST	4/24/2022	Sun	NO	ATTEMPT GRAND THEFT	PC 664/487
220000886.1	307 L ST	4/24/2022	Sun	NO	GRAND THEFT AUTO	VC 10851
220000887.1	614 DELA CRUZ ST	4/24/2022	Sun	NO	GRAND THEFT	PC 487
220000889.1	300 SORENSEN AV	4/24/2022	Sun	NO	PETTY THEFT	PC 484
220000890.1	MARIE ST & GULLEN PKWY	4/24/2022	Sun	YES	DUI ARREST	VC 23152
220000891.1	578 SORENSEN AV	4/25/2022	Mon	NO	GRAND THEFT AUTO	VC 10851
220000892.1	261 GREGG CT N	4/25/2022	Mon	NO	VEHICLE STORAGE	VC 22651
220000893.1	263 SAN PEDRO ST	4/25/2022	Mon	NO	VEHICLE STORAGE	VC 22651
220000894.1	6TH ST & LOLITA ST	4/25/2022	Mon	YES	RESISTING	PC 148, HS 11364
220000895.1	1004 QUINCE ST	4/25/2022	Mon	YES	AGGRAVATED ASSAULT (DV)	PC 273.5
220000896.1	1000 AIRPORT BLVD	4/26/2022	Tue	NO	GRAND THEFT	PC 487
220000897.1	MCCABE AV & DERRICK AV	4/26/2022	Tue	YES	WARRANT ARREST	PC 166
220000898.1	1783 8TH ST	4/26/2022	Tue	NO	REPOSSESSION	
220000900.1	9TH ST & OLLER ST	4/26/2022	Tue	YES	NARCOTICS VIOLATION	HS 11377
220000903.1	2ND ST & NAPLES ST	4/26/2022	Tue	YES	WARRANT ARREST	PC 166
220000906.1	LOLITA ST & 6TH ST	4/27/2022	Wed	YES	WARRANT ARREST	PC 166
220000907.1	3350 W CALIFORNIA AV	4/28/2022	Thu	YES	WARRANT ARREST	PC 166
220000908.1	688 LOZANO ST	4/28/2022	Thu	NO	REPOSSESSION	
220000909.1	651 LOZANO ST	4/28/2022	Thu	NO	PETTY THEFT	PC 484
220000910.1	307 DIVISADERO ST	4/28/2022	Thu	NO	VEHICLE STORAGE	VC 22651
220000911.1	651 LOZANO ST	4/28/2022	Thu	NO	VANDALISM	PC 594
220000912.1	210 MCCABE ST	4/28/2022	Thu	NO	INCIDENT REPORT	
220000917.1	1000 AIRPORT BLVD	4/29/2022	Fri	NO	ERROR	
220000920.1	453 NAPLES ST	4/29/2022	Fri	NO	VANDALISM	PC 594
220000921.1	700 RIO FRIO ST	4/29/2022	Fri	YES	DUI ARREST	VC 23152
220000925.1	238 MALDONADO ST	4/30/2022	Sat	NO	IDENTITY THEFT	PC 530.5
220000927.1	OLLER ST & 4TH ST	4/30/2022	Sat	YES	WARRANT ARREST	PC 166
220000928.1	651 PUCHEU ST	4/30/2022	Sat	NO	VANDALISM	PC 594
220000930.1	778 UNDA ST	4/30/2022	Sat	NO	INCIDENT REPORT	
220000935.1	543 STAMBOULES ST	4/30/2022	Sat	NO	INCIDENT REPORT	
220000936.1	282 ESPINOZA ST	4/30/2022	Sat	NO	MENTALLY UNSTABLE	WI 5150



# MENDOTA POLICE DEPARTMENT

APRIL 2022 - MAP





# MENDOTA POLICE DEPARTMENT

APRIL 2022



CRIME TYPE	Fri	Sat	Sun	Mon	Tue	Wed	Thu	Grand Total
AGGRAVATED ASSAULT	1	1						2
AGGRAVATED ASSAULT (DV)	1			1				2
ARSON REGISTRANT					1			1
BREAKING TRACTION			1		1			2
BURGLARY			1					1
CANCELLED	1							1
CRIMINAL THREAT							1	1
DECEASED PERSON						1		1
DUI ARREST	1	1	1				1	4
ERROR	3	1		1				5
FOUND PERSON					1			1
GRAND THEFT/ATTEMPT			4		1			5
GRAND THEFT AUTO		1	3	3	1	1	1	10
GTA RECOVERY			1	1				2
HIT & RUN	1		1					2
IDENTITY THEFT		1						1
INCIDENT REPORT	5	6		1	1	1	2	16
LOST PROPERTY					1	1		2
MENTALLY UNSTABLE	1	1			1			3
MISSING PERSON		1		1		1		3
NARCOTICS VIOLATION			1	2	2	2		7
PETTY THEFT			1			2	1	4
PUBLIC INTOXICATION							1	1
REPOSSESSION					1		1	2
RESISTING				1				1
ROBBERY		1						1
RUNAWAY JUVENILE					1			1
SIMPLE ASSAULT				1				1
TRAFFIC COLLISION	1				1			2
VANDALISM	3	5	1	1	3	1	2	16
VEHICLE BURGLARY		1						1
VEHICLE STORAGE		3	1	4	1		2	11
WARRANT ARREST		3	2	3	3	3	2	16
<b>Grand Total</b>	<b>18</b>	<b>26</b>	<b>18</b>	<b>20</b>	<b>20</b>	<b>13</b>	<b>14</b>	<b>129</b>

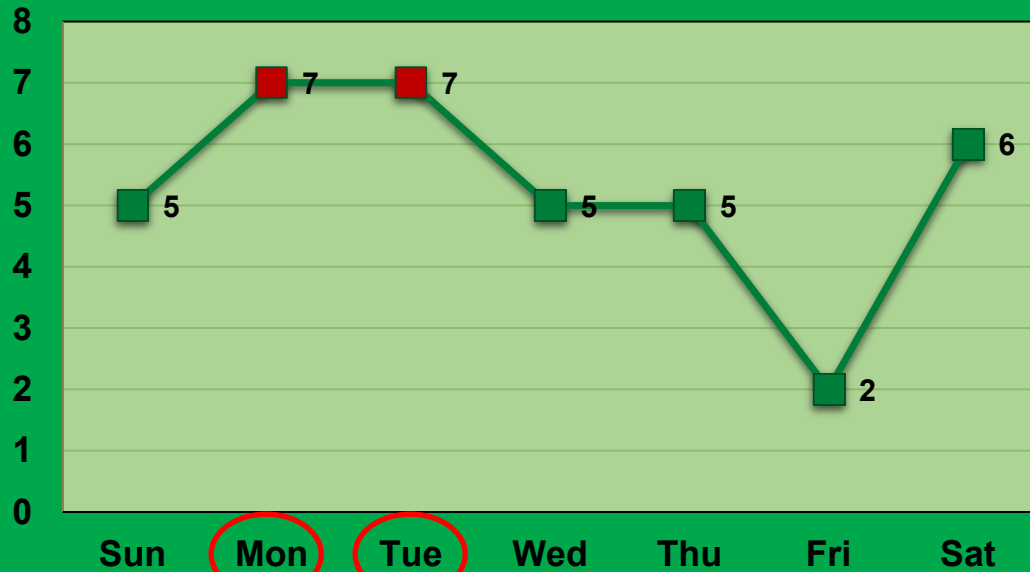


# MENDOTA POLICE DEPARTMENT

APRIL 2022 - ARRESTS



## ARRESTS PER DAY OF WEEK



DAYS	ARRESTS
Sun	5
Mon	7
Tue	7
Wed	5
Thu	5
Fri	2
Sat	6
Grand Total	37

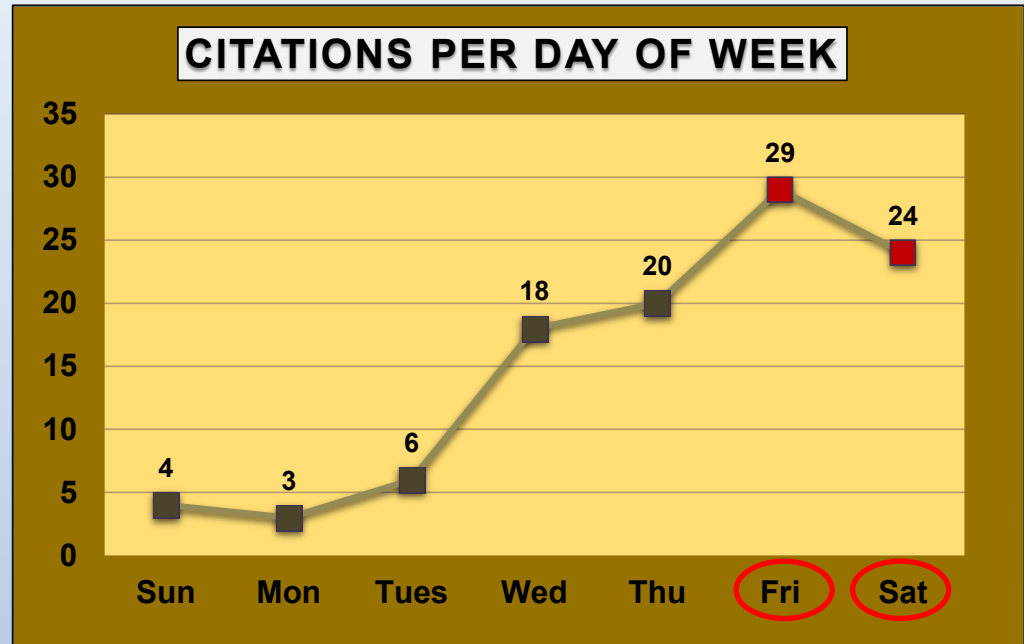


# MENDOTA POLICE DEPARTMENT

APRIL 2022 - CITES



CASE#	RPT DATE	DAY OF WEEK	CASE#	RPT DATE	DAY OF WEEK
220000704.1	4/1/2022	Fri	220000815.1	4/15/2022	Fri
220000708.1	4/1/2022	Fri	220000820.1	4/16/2022	Sat
220000709.1	4/1/2022	Fri	220000821.1	4/16/2022	Sat
220000710.1	4/1/2022	Fri	220000822.1	4/16/2022	Sat
220000714.1	4/2/2022	Sat	220000823.1	4/16/2022	Sat
220000715.1	4/2/2022	Sat	220000824.1	4/16/2022	Sat
220000716.1	4/2/2022	Sat	220000825.1	4/16/2022	Sat
220000717.1	4/2/2022	Sat	220000827.1	4/16/2022	Sat
220000718.1	4/2/2022	Sat	220000836.1	4/17/2022	Sun
220000719.1	4/2/2022	Sat	220000842.1	4/18/2022	Mon
220000721.1	4/3/2022	Sun	220000847.1	4/19/2022	Tue
220000722.1	4/3/2022	Sun	220000851.1	4/20/2022	Wed
220000729.1	4/4/2022	Mon	220000852.1	4/20/2022	Wed
220000736.1	4/5/2022	Tue	220000855.1	4/20/2022	Wed
220000737.1	4/5/2022	Tue	220000856.1	4/20/2022	Wed
220000740.1	4/6/2022	Wed	220000857.1	4/20/2022	Wed
220000743.1	4/6/2022	Wed	220000858.1	4/20/2022	Wed
220000745.1	4/6/2022	Wed	220000859.1	4/21/2022	Thu
220000746.1	4/6/2022	Wed	220000863.1	4/21/2022	Thu
220000748.1	4/7/2022	Thu	220000864.1	4/21/2022	Thu
220000750.1	4/7/2022	Thu	220000865.1	4/21/2022	Thu
220000751.1	4/7/2022	Thu	220000866.1	4/22/2022	Fri
220000752.1	4/7/2022	Thu	220000867.1	4/22/2022	Fri
220000753.1	4/7/2022	Thu	220000868.1	4/22/2022	Fri
220000754.1	4/7/2022	Thu	220000869.1	4/22/2022	Fri
220000756.1	4/7/2022	Thu	220000870.1	4/22/2022	Fri
220000757.1	4/8/2022	Fri	220000871.1	4/22/2022	Fri
220000759.1	4/8/2022	Fri	220000872.1	4/22/2022	Fri
220000760.1	4/8/2022	Fri	220000873.1	4/22/2022	Fri
220000763.1	4/8/2022	Fri	220000879.1	4/23/2022	Sat
220000764.1	4/8/2022	Fri	220000880.1	4/23/2022	Sat
220000766.1	4/8/2022	Fri	220000888.1	4/24/2022	Sun
220000767.1	4/8/2022	Fri	220000899.1	4/26/2022	Tue
220000768.1	4/8/2022	Fri	220000901.1	4/27/2022	Wed
220000769.1	4/8/2022	Fri	220000902.1	4/27/2022	Wed
220000771.1	4/8/2022	Fri	220000904.1	4/27/2022	Wed
220000776.1	4/9/2022	Sat	220000905.1	4/27/2022	Wed
220000777.1	4/9/2022	Sat	220000913.1	4/28/2022	Thu
220000788.1	4/11/2022	Mon	220000914.1	4/28/2022	Thu
220000790.1	4/12/2022	Tue	220000915.1	4/28/2022	Thu
220000791.1	4/12/2022	Tue	220000916.1	4/28/2022	Thu
220000794.1	4/13/2022	Wed	220000918.1	4/29/2022	Fri
220000795.1	4/13/2022	Wed	220000919.1	4/29/2022	Fri
220000798.1	4/13/2022	Wed	220000922.1	4/29/2022	Fri
220000801.1	4/13/2022	Wed	220000923.1	4/29/2022	Fri
220000805.1	4/14/2022	Thu	220000924.1	4/30/2022	Sat
220000806.1	4/14/2022	Thu	220000926.1	4/30/2022	Sat
220000807.1	4/14/2022	Thu	220000929.1	4/30/2022	Sat
220000808.1	4/14/2022	Thu	220000931.1	4/30/2022	Sat
220000809.1	4/14/2022	Thu	220000932.1	4/30/2022	Sat
220000813.1	4/15/2022	Fri	220000933.1	4/30/2022	Sat
220000814.1	4/15/2022	Fri	220000934.1	4/30/2022	Sat



DAYS	COUNT
Sun	4
Mon	3
Tues	6
Wed	18
Thu	20
Fri	29
Sat	24
<b>Grand Total</b>	<b>104</b>



# MENDOTA POLICE DEPARTMENT

APRIL 2022



	December	January	February	March	April	May	June	July	August	September	October	November	December	2022 Totals	MAR-APR%
Homicide	0	0	0	0	0									0	NON-CAL
Rape	0	0	1	0	0									1	NON-CAL
Other Sex Offense	1	0	1	1	0									2	-100%
Robbery	0	1	0	0	1									2	NON-CAL
Aggravated Assault	2	2	2	2	2									8	0%
Aggravated Assault (DV)	2	0	3	5	2									10	-60%
Simple Assault	1	1	2	4	1									8	-75%
Simple Assault (DV)	1	1	2	0	0									3	NON-CAL
Residential Burglary	0	1	1	3	0									5	-100%
Commercial Burglary	2	0	1	2	0									3	-100%
Auto Theft	9	5	6	7	10									28	43%
Grand Theft	17	4	7	8	5									24	-38%
Petty Theft	1	6	7	5	4									22	-20%
Vehicle Burglary	1	7	2	3	1									13	-67%
ID Theft/Fraud	2	0	0	1	1									2	0%
Arson	0	0	0	0	0									0	NON-CAL
Vandalism	11	12	10	9	16									47	78%
Hate Crimes	0	0	0	0	0									0	NON-CAL
Possession of Firearm	0	0	0	1	0									1	-100%
Possession of Knife	1	0	0	0	0									0	NON-CAL
DUI Arrests	1	3	7	9	4									23	-56%
Public Intoxication	1	0	2	3	1									6	-67%
Narcotics Violation	3	5	6	6	7									24	17%
Parole/Restraining Order Violation	0	2	2	1	0									5	-100%
Warrant Arrest	20	14	13	15	16									58	7%
Mental Health Reports	2	0	2	2	3									7	50%
Runaway / Missing	2	1	2	1	4									8	300%
Trespass	0	3	3	6	0									12	-100%
<b>TOTALS</b>	<b>80</b>	<b>68</b>	<b>82</b>	<b>94</b>	<b>78</b>	<b>0</b>	<b>0</b>	<b>0</b>	<b>0</b>	<b>0</b>	<b>0</b>	<b>0</b>	<b>0</b>	<b>322</b>	<b>-17%</b>





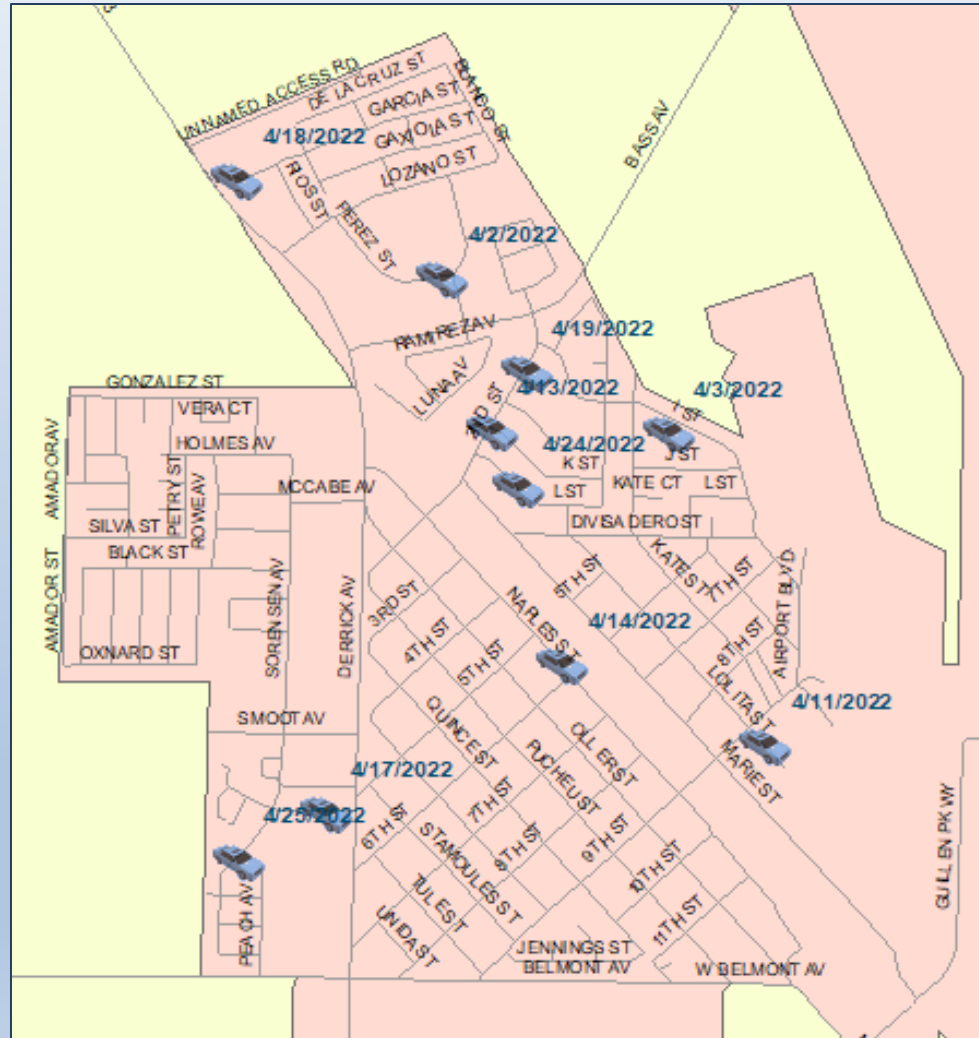
# MENDOTA POLICE DEPARTMENT

APRIL 2022



## GRAND THEFT AUTO: TOTAL -10

- 5 older model Chevys
- 4 older model Hondas







# MENDOTA POLICE DEPARTMENT

APRIL 2022



## VANDALISMS: TOTAL -16

- 12 to vehicles
- 3 to residences
- 1 to school

